



CONTENTS

OUT COME BUDGET – FY- 2013 - 2014

S.No	Details	S.No
1.	Foreword	23
2.	Executive Summary	24
CHAPTER – I		27–45
3.	Departments And Functions Of The Madurai Corporation	27
4.	Core Service Departments And Their Function	29
	1 Water Supply	29
	2 Sewerage and Sanitation	32
	3 Solid Waste Management	33
	4 Storm Water Drains	34
	5 Roads	35
	6 Street Light	36
	7 Town Planning	37
	8 Health and Welfare	38
	9 Education	41
	10 Revenue Department	42
	11 ACCOUNTS	43
	12 JnNURM	43
	13 INNER RING ROAD	44

S.No	Details	S.No
5.	Utility derived by the principles of “OUTCOME BUDGET”	46
6.	Proposed New Schemes for the year 2013-14	48-51
	1 Integrated Urban Development Mission	48
	2 Providing Roads Using Plastic Waste	49
	3 Improvement of Ring Road	49
	4 Basic Services to the Urban Poor	49
	5 Tamilnadu Urban Road Infrastructure Programme	49
	6 Part-II Scheme (Construction of Zonal Office Buildings)	50
	7 O & M Gap Filling Fund	50
	8 MLA Constituency Development Schemes	50
	9 Improvement to School Buildings	51
	10 ICDS – Grant	51
	11 Construction of Causeway Bridges into Over Bridges	51
	12 Omni Bus Terminal (Private Buses)	51
	CHAPTER – II	53–79
7.	Financial Review	53
	1 Consolidated Fund	53
	2 Components of Income	54
	3 Components of Expenditure	57
	4 Revenue & Capital Fund (RF)	60
	5 Water Supply & Drainage Fund (WS)	62
	6 Elementary Education Fund	64
	7 JnNURM Fund	66
	8 Ring Road Project Fund	68
	9 Urban Poor Fund	69
	10 Consolidated Details of New Schemes/Programmes	73

S.No	Details	S.No
	APPENDIX - I	80-91
	1. Major Component wise Income	80
	2. Major Component wise Expenditure	85
	APPENDIX – II	92-107
	1. Revenue and Capital Fund Income and Expenditure	92
	2. Water Supply and Drainage Fund Income and Expenditure	95



FOREWORD

We with great pleasure, submit the budget of Madurai Corporation for the Financial year 2013-14.

Madurai, being the Temple city and also being the state's cultural and Heritage capital is attracting the people and pilgrims from all over India and abroad. It is the Gate way to South Tamil Nadu. The population of Madurai Corporation is 14.62 lakhs as per 2011 census. The city of Madurai is having high floating population every day.

The recent expansion of Madurai Corporation limit has created growth as well as put challenges for the Corporation to create, cater and developed adequate infrastructure and basic civic services. The Madurai city Municipal Corporation (MMC) has been taking many schemes and projects ahead in developing and catering to the growing needs of the people.

Madurai Corporation is the first Local body in the state to get into the implementation of the **“Outcome Budget ”** methodology as per the reforms envisaged by JnNURM, which is an exercise to find out how effectively each rupee received in the Corporation is spent out, and also the cost effective and brings optimum level of value for Money.

In formulating this “Outcome Budget” for the year 2013-14 discussions were conducted with the concerned officials to fulfill the basic needs of the people and their expectation in future.

The following “Outcome Budget” report will bring out these efforts along with a detailed Financial Analysis and status of various schemes and works under taken in the Financial year 2012-13 and also highlighting the efforts of Madurai Corporation in the next financial year 2013-14.

Under the able guidance and support of the “**Honourable CHIEF MINISTER OF TAMILNADU, AMMA**”, The Madurai Corporation has taken up many schemes and projects which are more beneficial to the public and to that effect Budget estimates have been prepared for the year 2013-14.

We extent our sincere thanks and bow before our *Honourable Chief Minister of Tamil Nadu, ‘AMMA’* for her encouragements and guidance and also for having provided enormous funds for the various schemes in Madurai Corporation.

Thanking you!

V.V. Rajan Chellappa, M.A.,B.L.,
MAYOR

Dr. R. Nandhagopal, IAS.,
COMMISSIONER

11TH MARCH 2013



EXECUTIVE SUMMARY

By the principles of “**Village Swaraj**”, Urban Local Bodies (ULB’s) are the back bone of the Indian Urban Development initiative. “Outcome Budget” is the unique and the crucial tool which helps all ULB’s to chalk out plans, allocation of Revenue and Expenditure and also helps to monitor the progress in an efficient cost effective manner which will result in maximum utility for its citizens on this basic the budget estimates for the year 2013-14 have been prepared.

The expectations of the people living in the added areas and the growing needs of the people in the existing areas required major focus and greater responsibility in functioning and planning of policies and programmes as a right of the people. Another crucial problem is need of floating population. Since the Madurai city is a **Heritage City** and is the connecting corridor for Southern districts, Schemes have been taken up to cater the needs of ever increasing floating population.

Many reforms have been done to improve service delivery and Local Revenue Mobilization which will result in Socio-economic Development and people’s empowerment. Corporation Administration being decentralized is functioning in Four Zonal ward offices and functions are very transparent. Madurai Municipal Corporation has increased its income base and continuously taking efforts to increase income.

The financial year budget 2013-14 estimates a deficit of Rs.11.03 crores. The final deficit will be set off by increasing various revenue receipts and controlling the expenditures.

For public information, the system by E-Governance is the base created by the government and is operated creating a high level of Transparency and Accountability. In its functioning, **“MANUVAGAM”** in an online and offline system has been successfully launched and functioning.

It is a well known fact that Expansion of Urban India is yet to be given extraordinary focus of tackling the challenges which requires a combination of several initiatives like Transport, Water Supply, Sewerage maintenance, Town Planning, Education, Street Lights and Socio Economic measures. This posing problem is likely to hit the Temple city, Madurai. It is known that a survey recently conducted attracts the utmost attention of the executives of the Madurai Corporation to face such challenges. Taking in to account of the above challenges, the Madurai Corporation has planned on taking in to account of the basic principles of methodology of “Out Come Budget” has prepared estimates for the Financial year 2013-14. To face the above challenges under the guidance of the **“Honourable Chief Minister of Tamil Nadu, “AMMA”**, necessary actions are being taken to appoint consultancies for the preparation DPR’s (Detailed Project Reports) for various schemes under JnNURM-II.

CHAPTER – I

DEPARTMENTS AND FUNCTIONS OF THE MADURAI CORPORATION

In the year 1970, Madurai Municipality was upgraded to Municipal Corporation. Further during the year 1971, 13 Town Panchayats in the Out skirts of the Madurai City were included with Madurai Corporation raising the number of Wards to 65. To cope up with growing Urbanization and the administrative convenience, the number of wards were increased from 65 to 72 in the year 1990. Recently on 24.10.2011, 3 Third grade Municipalities, 3 Town Panchayats and 11 village Panchayats in the adjoining areas of Madurai City were merged. Consequent on this extension, the total area of the Corporation increased considerably from 51.82 sq km to 147.997 sq km and the number of Wards from 72 to 100. As per census report of 2011 the total population of Madurai Corporation is 14,62,420.

Madurai Corporation, being the top most leader in Urban Local Body set-up Functions under the Chairmanship of His worshipful Mayor. Madurai Corporation is Governed by one statutory wing comprising the Council consisting of worshipful Mayor and Deputy Mayor and 100 Councilors, Standing Committees, Zonal Chairmen and ward committees consisting of councilors and the other Members and the other one being the administrative wing headed by the Commissioner in the cadre of Joint Commissioner of Municipal of Administration or All India Services Administration Officers who controls the Functions of various departments. Madurai Corporation is divided in to 100 Electoral units (i.e.) wards. On the grounds of decentralization of power and administrative convenience, the administrative area of the Corporation has been divided in to 4 zones. Each Zone and the area of operation of the Four Zones are given below :

CITY MAP



Zone	Number of wards		Area (in Sq.KM.)
Zone-1	01-23	23	37.35
Zone-2	24-49	26	46.94
Zone-3	50-74	26	27.012
Zone-4	75-100	26	36.695
	Total	100	147.997

CORE SERVICE DEPARTMENTS AND THEIR FUNCTIONS

1. WATER SUPPLY

Supply of protected water to the people is one of the Primary duties of the Corporation. In view of the increase in the Urban Population and the floating population day by day in the city, for regulating the water supply, Madurai Corporation has executed various



Fig: Intake well



Fig: Check Dam - Melakkal

schemes. Vaigai River is the Main Source catering to the drinking water requirement of Madurai City from the time immemorial. Demand for drinking water of the City is fulfilled by drawing water directly from the Vaigai Dam, through extraction of Water from the Vaigai river bed and by improving ground water potentials by stagnating the Vaigai river water in the Check Dams constructed in the flow route of the river.

Water supply Department is headed by the City Engineer who assists the Commissioner in carrying out the function of Water supply to the City. Supporting the City Engineer, there are 2 Executive Engineers at the rate of one for Two Zones. i.e. one for Planning and the another for Maintenance, taking care of formulating Water Supply Schemes, execution of Scheme works and maintenance of Water Supply functions such as provision of New Water service connections, conversion of category of service connections, new changes, cleaning of blocks in Water supply and redressal of other grievances are carried out by this Department.

1. The urban sector is being increasingly recognized as a critical growth driver for the Indian economy. The share of Population residing in Urban areas is also witnessing rapid growth from 28 to 38 percent by 2026, Basic levels, however, remain well below desired levels. Reasons such as multi fold growth of Urban population and massive urbanization due to expansion of urban areas have propelled the task of water supply in the urban areas with the limited sources of water as the biggest challenge for ever for the ULB's. In respect of the Water supply indicator like quality of Water supply in redressal of customer complaints



Fig: Mayor visit – Vaigai Dam



Fig: Mayor visit - Pannaipatti

and cost recovery in water supply services, the bench mark level is fully achieved. With regard to coverage of water supply connections we have achieved 85% of the demand and in other objects we are nearing the Benchmark level.

2. The periodicity of Water supply varies from 1-6 hours daily in various cities in India where as in Madurai Corporation water is supplied for 3 hours on alternate days in an average.
3. Across the country the per capacity water supply ranges from 37 to 298 lpcd depending upon the condition of the cities. However, the National target for supply of water to each citizen remains as 135 lpcd. In the areas of Madurai Corporation arrangements have been made to supply water to the extent of 114 lpcd in an average.
4. In general, Indian cities face loss of Water of 70% where as in Madurai Corporation the quantum of loss of water due to leakage has been limited to 15% of the total water generated.

5. Throughout the country, the quantum of Non-Revenue water has been worked out as 20% of the entire amount of water generated where as this is 25% in the Madurai Corporation

Augmentation of source of Water and supply of protected water to the citizens of Madurai is a serious concern for this ULB and for quite a long time and with an objective to fulfill the water requirement various schemes were evolved and being executed. The Vaigai Dam is the primary source of water to the Madurai City. 1500 mcft water is drawn through twin line pipes up to Pannaipatti treatment plant where the water is treated and supplied for



Fig: Mayor visit - Pannaipatti



Fig: Second Scheme – Vaigai Water Supply

consumption of people. In Melakkal and Manalur pumping stations which are in the river bed of Vaigai, Water is generated to the extent of 2 million litres and 16 million litres respectively during summer and non-summer seasons respectively. Combining all sources, Madurai Corporation is able to generate and supply water in an average of 80 million litres and 152 million litres per day during summer and non-summer seasons respectively. The Madurai Corporation undertook various feasibility of studies for finding out regular source of water for meeting the existing as well as future water requirements and finally identified a project for water source augmentation from the Cavery River. This project aims at extracting water from the Cavery River at a cost of Rs.264.00 crores which is considered to be feasible and the long standing demand for a permanent solution of regular Water supply to the people of Madurai will be met.

2. SEWERAGE AND SANITATION

Renewal of Sewerage is a vital basic service provided by the Corporation. In Madurai City waste water is generated to the tune of 133.10 million Litres per day. This waste water is pumped by the Sewerage pumping stations through the Sewerage Canals to the Sewage treatment plants of the Corporation at Avaniapuram and Sakkimangalam. The combined total capacity of the Sewage Treatment Plant is 170.77 Million litres per day. Avaniapuram Treatment plant has been designed on a high-tech facility and capacity to handle the future



Fig: Hon'ble Minister Visit – Avaniapuram



Fig: Pipe Laying – Under Ground Drainage

requirement of Madurai City. The works undertaken under **“Jawaharlal Nehru National Urban Renewal Mission”** have almost been completed. The Department comes under the control of the City Engineer supported by the subordinate officials.

3. SOLID WASTE MANAGEMENT

In Madurai City garbage is generated at the rate of 400.64 grams per day per head which accumulates to a massive quantum of 625 metric tons per day. Such a huge accumulation is due to floating population. House hold wastes contain mainly residual



Fig: Solid Waste Management – Official Visit



Fig: Solid Waste Management – 2nd Unit

vegetables and food which could easily be disposed. But the scientific disposal of Solid waste such as plastic, paper etc., discharged by the commercial establishment without affecting the environment remains to be a great challenge.

SERVICE LEVEL BENCH MARKING

The total number of Households and establishment in the Service area is 2,98,640.

The total number of Households establishment with daily door step collection is 2,53,840. It is obvious that the total coverage is 85%. Actions are being taken to achieve the 100% Bench Mark level i.e.100%

In respect of Redressal of customer complaints total number of SWM related complaints received per month is 110 and the total number of complain redressal is 110. Efficiency in redressal of complaints is 100%

4. STORM WATER DRAINS

During rainy season, water is stagnated in many low lying areas and such stagnation causes havoc to the day-do-day activities of the people. Besides this mosquito breeding is also taking place and causes many diseases like Dengue and Malaria fevers. Hence storm



Fig: Commissioner visit - SWD



Fig: Commissioner visit - SWD

water drain works are being executed, to construct new storm water drains and also for renovation of important and selected drainage canals in the city in 7 packages. These works are covered by the wing headed by the City Engineer and the supporting staff.

SERVICE LEVEL BENCH MARKING

The total length of Road net work is 1572.53 km.

The total length of primary and Secondary and Territory drain is 823.95 km. Hence coverage of Storm Water Drainage net work is 52.40% Identification of Flood prone points is 14 number of occasion flooding/water logging in a year is 3 the aggregate number of instances or occasions of water logging / flooding reported across the city in a year is 52.

5. ROADS

Due to ever growing populations, enormous increase in number of vehicles, newly developing residential areas and commercial institutions, number of Road users is in a steep increase and the result in high congestion, wear and tear of roads, damage caused by heavy



Fig: Commissioner visit – Road Work



Fig: Renovated Road - Bharathi Ula Road

rains and UGSS work etc., necessitate the Corporation to pay utmost care and priority for effective maintenance of Roads in the city. The roads, streets and lanes of this Corporation stretch to a distance of 1572.53 kms. This includes the following types of roads:

S.No	Category of Roads	Kms
1.	B.T. Roads	947.94
2.	Cement Roads	268.99
3.	Metal Roads	125.50
4.	Sand Roads	207.52
5.	Stone Tiled Paver Roads	22.58

A high level of Vigil is kept on roads and streets and damages are made good by doing patch works etc., and road works are also being carried out by using MP & MLA Funds allotted. These works are planned and executed by the team of officers comprising of Executive Engineers, Assistant Executive Engineers, Assistant Engineers and Zonal Engineers, under the leadership of City Engineer.

6. STREET LIGHT

In Madurai Corporation Street Lights are maintained at a Higher level of performance to ensure the safety of the public and free flow of Traffic. The principle of high Quality of illumination and power savings is maintained. About 45710 number of street lights have been installed and maintained under various development programmes at all along the Main Roads, Road Junctions and high density places in the following categories.

<i>Category of Light</i>	<i>Number of Units</i>
<i>High Mast Lights</i>	<i>58</i>
<i>Sodium Vapour Lights</i>	<i>10954</i>
<i>Tube Lights</i>	<i>30941</i>
<i>Mercury Lights</i>	<i>42</i>
<i>CFL / T5 / Power saving Lights</i>	<i>37415</i>



Fig: High Mast Light - Anna Bus Stand



Fig: : High Mast Light – Integrated Bus Stand

This section is headed by the City Engineer supported by the Assistant Executive Engineer (Street Light) Zonal Assistant Engineers and subordinate officials.

It is noteworthy to mention here that maintenance of street lights are kept under BOT system (Built, Operate and Transfer), to save Electricity. BOT has been introduced in Madurai Corporation, a first in India and is functioning in an appreciable manner. It is very

important to note that it has resulted in 30% savings in total consumption. Energy saver on ESCO basis in Madurai Corporation 56 wards and 18357 street lights have been covered with the Energy saver by ESCO (Energy Saving Company) basis. Expenditure before energy saver was Rupees 2.16 crores and expenditure after energy saver is Rupees 1.52 crores.

7. TOWN PLANNING

Main functions of this department are detailed below :-

1. Granting of Building License expeditiously even through on-line.
2. Creation and maintenance of parks.
3. Construction of modern Slaughter Houses.
4. Modern crematorium.
5. Community Halls.
6. Running of night shelter for homeless destitute.
7. Corporation land development.
8. Controlling of un-authorized constructions.
9. Permission for installation of Electric Motor.
10. Town survey.
11. Identification of Encroachments and removal.
12. Removal of hoardings and restoration of lands earmarked for parks.
13. Assets management.
14. City Development and Master Plan.
15. Bus shelters.



Fig: Renovated Park



Fig: Night Shelter



16. Pavements.

17. Geographical Information System.

A novel scheme called E-Planning has been successfully launched in Madurai Corporation from January 2013 onwards. This scheme helps the public to get their Building plans in time through E-Planning. This minimises the difficulties in getting the approval for their plans.

This department is headed by an Executive Engineer (Planning)

8. HEALTH AND WELFARE

This department plays a vital role in creating and maintaining hygienic and safe environment and improving public health as detailed below:-



Fig: Mass Cleaning Programme



Fig: Desilting of Channels

1. Maintaining 13 Maternity Hospitals, 2 Maternity Homes and 17 Dispensaries comprising of 12 Allopathic Hospitals, 3 Ayurvedhic Hospitals and 3 Siddha Hospitals;
2. Carrying out public health service activities such as pre-natal care for married women, health care guidance and treatments to pregnant women, immunization and preventive programme, Family Welfare and Sterilization, administering vaccines for Children and Pregnant Women as per the National Immunization Schedule, vaccinations for infants BCG, Hepatitis B, Measles, Polio etc., at various intervals right from the birth and up to the age of 16 years.



Fig: Maternity Home Visit



Fig: Renovated Maternity Home

3. Intensive preventive measures are carried out to curb the deadly disease of TB which causes loss of human lives around 3,25,000 persons annually all over India . This city has the facilities of 5 micro-labs maintained under R NTCP.
4. Similarly with the assistance TANSAC, AIDS control activities are carried out.
5. Free service of Ultra Sound Scanner facilities is rendered in 5 approved centres to the people from economically weaker section.
6. For curbing Mosquito menace and to Control Dengu, Malaria and Chikkenguniya, and fever, drastic preventive measures and steps were taken. Under the ABC programmes stray dogs are caught and sterilized periodically which resulted in eradicating the deadly disease of “Rabis” in the City.
7. Birth and Death registration and certification.
8. Issue of trade licence under D & O Trades Act.
9. In the current year ,financial assistance was given under the following schemes from the funds allotted by the State and Central Governments:-



Fig: Ultra Sound Scan Centre



Fig: ABC Programme

Name of the Scheme	Amount Rupees	Number of beneficiaries	Nature of assistance
Tamil Nadu State Govt. Schemes			
Dr.Muthulakshmi Reddy Maternity Benefit Scheme	44576000	11144	Cash
Moovalur Ramamirtham Ninaivu Marriage Assistance Scheme	59025000	1725	Cash
Honourable Chief Minister's "Thalikku Thangam"		1725	Gold 6900 Gram
Govt. of India			
Janani Surksha Scheme	952700	1568	Cash

10. This department is responsible for the primary collection of garbage generated in all the 100 wards of the City to the tune of 625 Metric Tonne through 1425 Sanitary Workers under the supervision of 48 Sanitary Inspectors , maintenance of Public Toilets and removal of dead animals in the City.



Fig: Dr.Muthulakshmi Reddy Maternity Benefit Scheme



Fig: Hon'ble Chief Ministers "Thaliku Thangam" scheme

This department functions under the control of City Health Officer with the supporting officials such as Assistant City Health Officer, Superintendant of Maternity Homes, Medical Officers, Pharmacists, Vital Statistics Officer, Assistant Veterinary Officer, Community Workers and other subordinates.

9. EDUCATION

Since mass education alone bring out communal up rise, awareness and scientific development, this Corporation is running 15 Higher Secondary Schools, 9 High Schools , 14 Middle Schools and 28 Primary Schools aggregating to 66 Schools. In these Schools 18699 Students are studying now. In the academic year 2011-12, percentage of pass in +2 Examinations was 92.16% and in Tenth Examinations 87.12%. As per the announcement made by the Honourable Chief Minister, Laptops were issued to 931 Students by this



Fig: Hon'ble Minister & Mayor in School Function



Fig: Gifting of Laptop to Students

Corporation. From Corporation Elementary Education Fund and also utilizing the MP and MLA Constituency Development Funds building infrastructures with basic facilities have been improved. In Pandian Nedunchezhan Higher secondary School, a library containing 6491 books is functioning effectively.

It is a model Library for entire Corporation Schools which helps the students to improve their reading capabilities and improve their knowledge in various spheres of Education. At present this Library is maintained and supervised by a fully qualified lady Librarian, on consolidated pay. Recently the District Collector visited the Library and appreciated the functioning of the Library.

This department functions with a Chief Educational Officer, Assistant Educational Officer and other supporting staff.

10. REVENUE DEPARTMENT

In the total revenue of the Madurai Corporation, its own revenue comprising tax and Non tax receipts constitutes 39%. Devolution Fund and other Grants from Government remain the balance of 61%. Tax items comprise Property Tax, Professional Tax and Advertisement Tax . Property Tax is levied by 27% on ANNUAL RENTAL value, which has components of General Purpose (10%), Solid Waste Management (2%), Water Supply (4%), Drainage (6%) and Elementary Education (5%). Apart from these, 1% of Local Library Cess is collected and remitted to Local Library Authority. Further, under non-tax category, receipts under rent collected from the shops and shops occupying the commercial complex of the Corporation and lease amounts on Markets, Parking, Pay and use Toilets are covered. This department monitors the demand and collection of these receipts. This wing is functioning under an Assistant Commissioner (Revenue) with Asst. Revenue Officers and other supporting staff.

11. ACCOUNTS

This wing maintains accounts under various heads and funds such as Revenue and Capital Fund, Water Supply and Drainage Fund, Elementary Education Fund, General Provident Fund etc. Preparation of Annual Budget and preparation of final accounts under various Funds are prominent functions of this department. Further, this wing is responsible for the scrutiny and payment of all bills including pay bills, settlement of terminal benefits to the retired employees, discharge of works and stores bills etc. This Corporation maintains accounts under Double Entry Accounting System using Financial Accounting Software. Assistant Commissioner (Accounts) leads this department and he is assisted by Accounts Officer (General), Accounts Officer (W&D) and Accounts Officer (P&T).

12. JNNURM

The Government of India with the utmost care and public interest launched JnNURM on 03.12.2005. The Object of the mission was to fast tract the development of cities and to ensure integrated development of Urban infrastructure and services, secure effective linkage between Asset creation and management and to ensure adequate investment of funds in Urban infrastructures.

Under this Scheme the under mentioned tabulation shows the revised project cost:

Sl. No.	Name of the Project	Tendered Amount	Gol Grant (50%)	GO TN Grant (20%)	Increased ULB contribution
(Rs. In crores)					
1.	Second vaigai Water supply	71.23	29.66	11.86	29.71
2.	Check Dams	9.40	2.39	4.24	2.77
3.	Solid Waste Management	75.99	37.14	14.86	6.80 (17.04 PPP Mode)
4.	Strom Water Drain	348.28	125.91	50.36	172.01
5.	Under Ground Sewerage Scheme	252.20	114.67	45.87	91.66
	Total	757.10	309.77	127.19	302.98

Out of these 5 projects, 2 Projects namely Second Vaigai water supply scheme and construction of Check Dams have been completed. The 3rd Project Solid Waste Management has also been completed and is under Trial run. The Balance 2 projects namely Strom Water Drains and Under Ground Sewerage Scheme could not be completed for want of funds.

In the above circumstance the “Honorable Chief Minister of Tamil Nadu **“IDHAYA THEIVAM AMMA”** Avl sympathetically considered the request of Madurai

Corporation and in her budget speech for the comprehensive infrastructure improvement of Madurai City Municipal Corporation announced the amount of Rs.250.00 crores as one time grant for the completion of JnNURM projects, namely storm water drains and Underground sewerage scheme. The above amount has been sanctioned in GO MS No.103 Municipal Administration and water supply (MC2) Dept. dated: 12.11.2012. Accordingly the first installment of Rs.116.13 crore has been received and the works are restarted and under progress.

13. INNER RING ROAD

Inner Ring Road is one of the Major projects taken by Madurai Corporation. This project is under Corporation control. This project had been executed with a project estimate of Rs.4300.00 lakhs which comprised as mentioned below.

Government Grants	Rs. 1400.00 lakhs
Debentures	Rs. 2900.00 lakhs

	Rs. 4300.00 lakhs

The total coverage of repayment of Loan lies in 30 half yearly periods. Each installment amount is Rs. 2,13,50,743/- The first installment began from 01.10.2001 and the last installment is due in 01.04.2016. So far 23 installments have been paid and 7 installments are yet to be paid. **Balance to be paid**

Period	-	01.04.2013 – 01.04.2016
Principal	-	Rs.11,87,60,267-
Interest	-	Rs. 3,07,94,934-

Total Amount	-	Rs.14,95,55,201-



Fig: Inner Ring Road – Renovation work



Fig: Toll Gate – Inspection

Hitherto only maintenance works of Inner Ring Road have taken up. Now Madurai Corporation has taken up the policy of upgrading the Ring Road on par with National Highways by modernization of Toll gates, widening the Floor at the Toll gates area, construction of retaining walls and converting the Two way tracks into 6 way track at an estimate cost of 1300.00 lakhs and the works are now in progress. This project has been taken up in a view of increasing the Assets of the Ring Road and the value of project will be at a higher level in future.

Utility derived by the principles of “OUTCOME BUDGET”

Madurai Corporation is the First Local Body in the State to get into implementation of the “OUTCOME BUDGET” methodology as per the reforms envisaged by JnNURM , which is an exercise to find out how effectively each rupee received in the Corporation is spent out and also the cost effective and brings optimum level of value for money. Taking such principles, Madurai Corporation has prepared the estimates, schemes, and projects facing the needs of the public.

The major works under taken during the Financial year 2012-13

Rs. In lakhs			
Sl. No.	Name of the works	Estimate Amount	Out come
1.	Tourism Development Project	1521.00	The estimated works have been completed and brought into public use which is more beneficial for public.
2.	Infra Gap Filling Eradication of Open Defecation	75.10	Preventing the people from defecating in open areas. Hygienic and health environment which averted contagious disease.
3.	Tamil Nadu Urban Road infrastructure programme Project	405.00	1. Regulation of Traffic Congestion 2. Reductions of Travel Time 3. Savings in Fuel consumption 4. Maintenance cost of Vehicle reduced.
4.	Providing Roads using Plastic Waste Project	155.00	1. Recycling of Plastic Waste which saves environment 2. Economy in the cost of Road Works
5.	Part II Scheme 2012-13 (Construction of Toilets for Physically challenged persons) Project.	14.00	The constructed Toilets for Physically challenged persons helped them to reduce their inconveniences.

Sl. No.	Name of the works	Estimate Amount	Out come
6.	MLA constituency Development Scheme project	603.50	Roads, Bore wells, Toilets, Noon Meals Centers and School Buildings were improved and brought in to public and students use.
7.	Integrated Urban Development Mission	5638.00	During the Financial Year 2012-13, a sum of Rs,5638.00 lakhs spent on Formation of Roads, improvement of Roads and Solid Waste Management and brought in to public use. Clean and healthy environment.
8.	Capital expenditure from Corporation Capital Fund	4036.00	During the Financial year 2012-13 total sum of Rs.4036.00 lakhs had been spent on various works Roads and Building by using Corporation Funds and brought into use. Traffic congestion reduced and more convenient to the public.
9.	Capital Expenditure from Corporation Water supply Fund	795.00	A sum of Rs.795.00 lakhs was spent for replacing the pumping mains, replacement of distribution Mains, providing Bore wells and Sintex Tanks with power pumps and brought in to use. Water wastage is reduced and adequacy in Water supply maintained.
10	Inner Ring Road Project	700.00	During the Financial Year 2012-2013 a sum of Rs.700.00 lakhs was spent on for maintenance of Roads, which resulted in convenient and happy journey

MADURAI CORPORATION

PROPOSED NEW SCHEMES FOR THE YEAR 2013-14

1. INTEGRATED URBAN DEVELOPMENT MISSION – PROJECT AMOUNT OF RS.5738.00 LAKHS

The Madurai Municipality had been upgraded as Corporation in the year 1970 and now as per the order of the Government, 3 Municipalities, 3 Town Panchayates and 11 Village Panchayates have been added to the old Madurai Corporation with effect from 24.10.2011. To provide basic amenities in the added areas, the TamilNadu Government had sanctioned a sum of Rs.3427 lakhs as Grant in the year 2012-13 out of which 2427 lakhs had been utilized for Road and Solid Waste Management and the balance amount of Rs.1000.00 lakhs which was earmarked for the erection of New Street Lights, the above works may be undertaken in the Financial year 2013-2014.

The Tamil Nadu Government is likely to sanction a grant of Rs.5738.00 lakhs for the following schemes during the Financial Year 2013-14.

Sl. No.	Name of the Schemes	Amount (Rs. In Lakhs)
1.	Solid Waste Management	1358.00
2.	Water Supply	3380.00
3.	Sewerage Schemes	1000.00
	Total	5738.00

On receipt of the Government Grant the works will be executed.

**2. PROVIDING ROADS USING PLASTIC WASTE – PROJECT AMOUNT
RS.150.00 LAKHS**

As already been decided by the Government (3 km) Road will be formed by using Plastic Waste. As soon as the Grant is received from the Government, the works will be under taken.

3. IMPROVEMENT OF RING ROAD – PROJECT AMOUNT RS. 1300.00 LAKHS

In view of upgrading the Ring Road on par with National Highways, Modernisation of Toll gates, widening of the floor at the Toll gates area and construction of Retaining wall, estimates were prepared at a cost of Rs.1300.00 lakhs. Tenders were called for and the work orders have been issued. The works are on progress.

**4. BASIC SERVICES TO THE URBAN POOR – PROJECT AMOUNT
RS.11077.93 LAKHS**

To upgrade the living condition of the people living in Slum areas, 146 slums had been identified and to convert their houses into concrete houses and development of infrastructures in these areas, the State and Central Government have released the Grant of Rs.5880.82 lakhs. In addition to the above Grant, the Madurai Corporation has also allotted Rs.5197.11 lakhs.

**5. TAMILNADU URBAN ROAD INFRASTRUCTURE PROGRAMME – PROJECT
AMOUNT RS.3719.00 LAKHS**

The Roads in the newly added areas and in the already existing areas have been selected for improvement by way of laying Bitumen and Fixing paver blocks at a cost of Rs.3719.00 lakhs.

1.	Cement Concrete Road	Rs. 26.00 lakhs
2.	Bitumen Road	Rs. 2411.00 lakhs
3.	Paver Block Road	Rs. 1282.00 lakhs

	Total	Rs. 3719.00 lakhs

As soon as the Grant is received from the Government projects will be taken up.

6. PART-II SCHEME (CONSTRUCTION OF ZONAL OFFICE BUILDINGS) – PROJECT AMOUNT Rs.325.00 LAKHS

In order to facilitate easy administration for the execution of works in the newly added areas, construction of new Office buildings for two zonal offices are required. Hence appropriate sites have been selected and estimates are prepared at a cost of Rs. 325.00 lakhs. Tenders have been called for, and is proposed to complete the works within the financial year.

7. O & M GAP FILLING FUND – PROJECT AMOUNT Rs.90.00 LAKHS

In order to improve water supply sources by way of removing the Old Main pipes, Fixing of New pipes and Fixing of Water Meters for every house connections estimates were prepared for Rs. 90.00 lakhs for which government grant was received. The works are estimated to be completed within the financial year.

8. MLA CONSTITUENCY DEVELOPMENT SCHEMES – PROJECT AMOUNT Rs.250.00 LAKHS

Under M.L.A. constituencies Development fund for North, East, South , Central and Thiruparkundram an amount of Rs. 250.00 lakhs will be allotted for the works of Road, Water Supply, Borewell and Toilet facilities.

**9. IMPROVEMENT TO SCHOOL BUILDINGS – PROJECT AMOUNT
RS.850.00 LAKHS**

It is decided to carry on repair works and construction of new buildings to Higher Secondary, High School, Middle School and Primary School Buildings and to provide basic amenities to the students at a cost of Rs. 850.00 lakhs.

10. ICDS – GRANT – RS.61.66 LAKHS

A Grant of Rs.61.66 lakhs has been received from the Government to Carry on works relating to ICDS Centers for repairing and construction of New ICDS Buildings.

Town & Country Planning Schemes

**11. CONSTRUCTION OF CAUSEWAY BRIDGES INTO OVER BRIDGES –
PROJECT AMOUNT RS.3200.00 LAKHS**

In Madurai City Causeway Bridges were constructed across the River Vaigai at Arappalayam, Thaikkal, Rajaji Hospital and Kuruvikaran Salai. If these Bridges are converted into over bridges they will be more helpful for easy flow of Traffic. With the above view, firstly it has been proposed to convert the cause way bridges at Thaikkal (From North Veli Street to North Bank) and Kuruvikaran Salai (From K.K. Nagar to Kamarajar Salai) into over Bridges. Estimates for Rs. 3200.00 lakhs have been prepared and the proposals have been forwarded to Government's approval. On receipt of Government's approval, the works will be commenced.

**12. OMNI BUS TERMINAL (PRIVATE BUSES) – PROJECT AMOUNT RS.
2200.00 LAKHS**

Some private Bus Operators are operating their buses from Shopping Complex Bus Stand which is near by Periyar Bus Stand. At present 25 private bus owners have their offices. It is considered to be very much causing nuisance to the public. Most of the Bus

Operators are operating mainly to Chennai. Hence it has been decided to form an Omni Bus Terminal, from where they can operate their Buses. For this purpose 10.68 acres of land which belongs to Madurai Corporation (adjoining the Maduthavani Bus Stand) may be utilized with all amenities like Record Room, Enquiry Room, Information Center, Rest Rooms for Drivers and Passengers, Platforms, Toilets, Drinking Water facilities and Two and Four wheeler stands. This terminal is proposed to be setup at an estimate cost of Rs. 2200.00 lakhs. The works are under progress.

CHAPTER-2

FINANCIAL REVIEW

1. CONSOLIDATED FUND

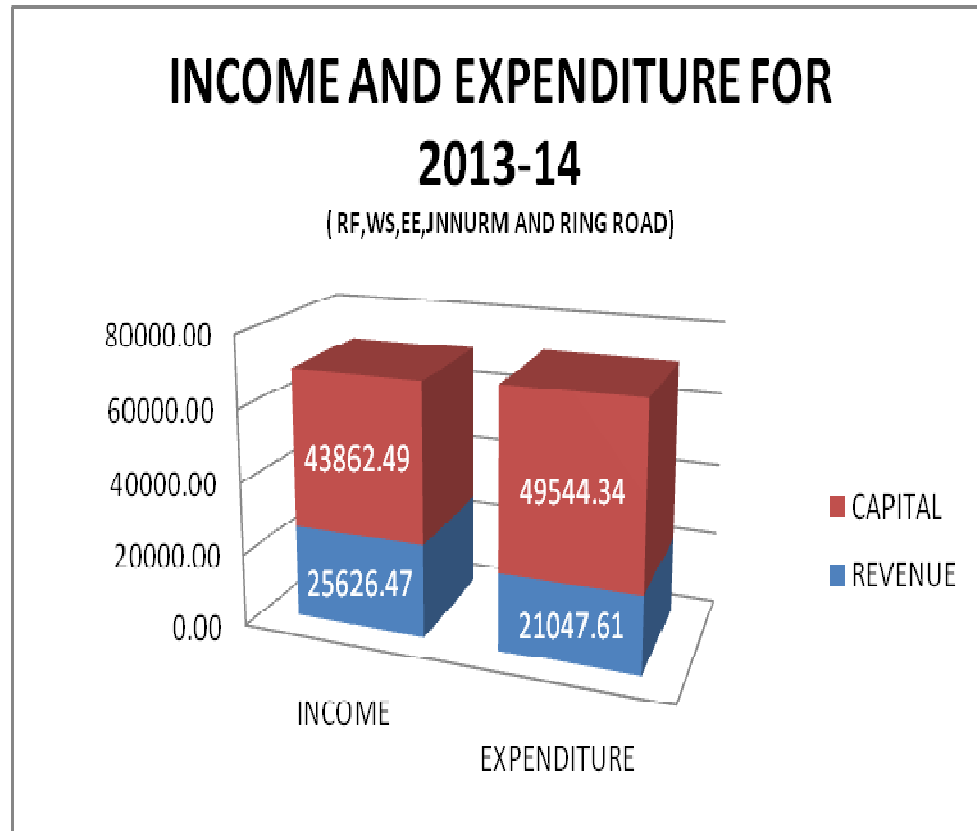
The consolidated fund comprise of Revenue & Capital Fund (RF), Water Supply & Drainage Fund (WS), Elementary Education Fund. It also comprise of accounts maintained under JnNURM and Inner Ring Road.

Consolidated incomes of all funds are estimated to be Rs.694.89 crores and estimated expenditure to be Rs.705.91. The overall deficit of the Corporation works out to Rs.11.03 crores for the Financial Year 2013-14.

Corporation's consolidated Fund for the Financial Year 2013-14 is as indicated in Table-1 below :

TABLE - 1
CONSOLIDATED FUND OF ALL FUNDS
(RF, WS, EE, JNNURM & RING ROAD)
SUMMARY OF INCOME & EXPENDITURE.

Rs. In Lakhs					
	Account Head	Actuals For 2011-12	Budget Estimate for 2012-13	Revised Estimate for 2012-13	Budget Estimate for 2013-14
	REVENUE INCOME	21,002.18	19,852.74	24,421.04	25,626.46
	CAPITAL INCOME	8,316.66	54,848.84	19,857.64	43,862.49
	TOTAL INCOME	29,318.84	74,701.58	44,278.68	69,488.96
	PAYMENT				
	REVENUE EXPENDITURE	15,731.26	17,233.07	18,744.24	21,047.61
	CAPITAL EXPENDITURE	13,431.73	58,390.60	24,791.97	49,544.34
	TOTAL EXPENDITURE	29,162.99	75,623.68	43,536.21	70,591.95
	NET SURPLUS/DEFICIT	155.85	-922.09	742.47	-1102.99



2. COMPONENTS OF INCOME

Revenue Income for the Budget Year 2013-14 of the Corporation works out to Rs.256.26 Crores.

This comprises of the Corporation's Self Generated Income (SGI) i.e. the Total of Taxes, Fees, Rental, Leas and other Income from own sources (Rs.143.47 cores), Devolution Fund (Rs.103.39 crores) and Assigned Revenue Rs.9.40 Crores

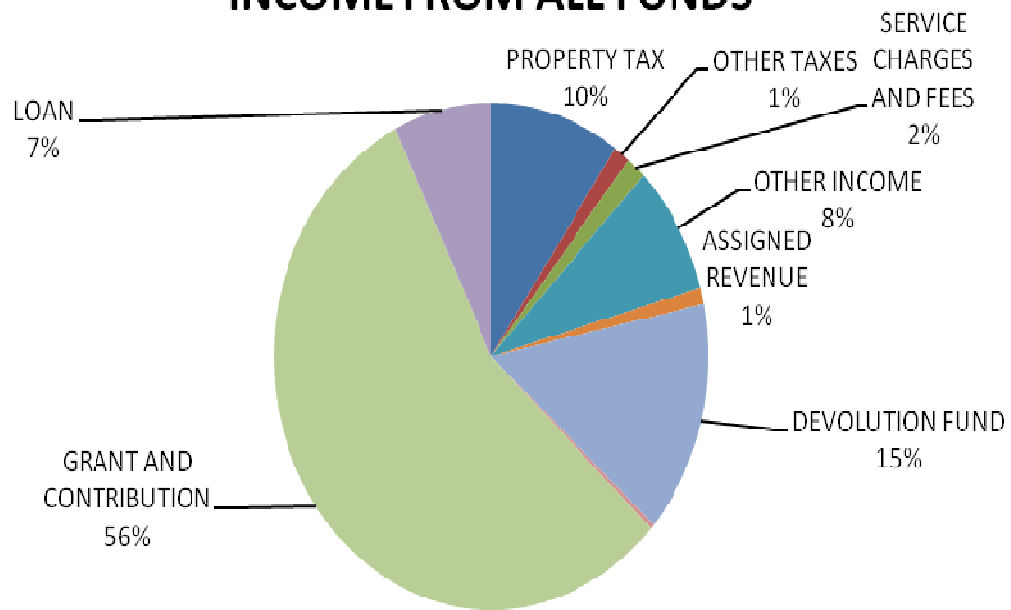
Capital Income of the Corporation for the Financial Year 2013-14 works out to Rs.438.62 crore. This comprises of Grants and Contribution (Rs.388.35 crores) & Loans (Rs.50.27 crores) from equal proportion of the Capital outlay.

TABLE - 2
MAJOR COMPONENTS OF INCOME OF ALL FUNDS

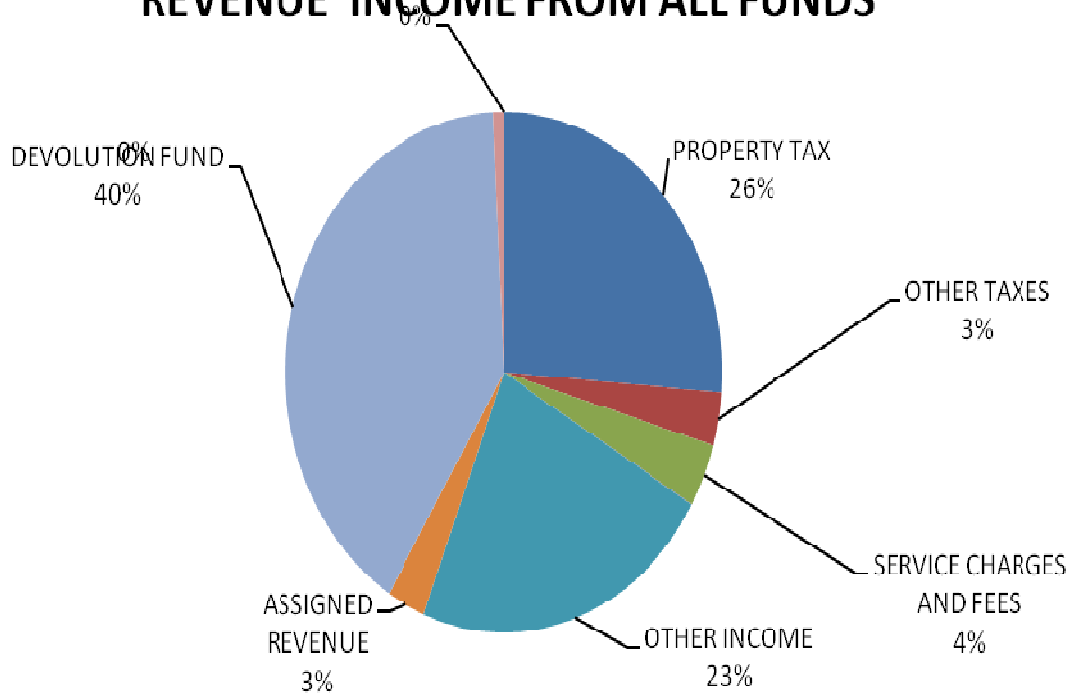
Rs in Lakhs

SL NO	Account Head	Actuals For 2011-12	Budget Estimate for 2012-13	Revised Estimate for 2012-13	Budget Estimate for 2013-14
	OWN INCOME				
A	PROPERTY TAX	5602.26	5424.21	6401.51	6721.59
B	OTHER TAXES	745.85	797.96	805.29	845.55
C	SERVICE CHARGES AND FEES	805.92	821.33	959.25	1007.64
D	SALE AND HIRE CHARGES	5.16	5.73	5.00	5.25
E	OTHER INCOME	4602.10	4484.36	5492.84	5767.49
	OWN INCOME TOTAL	11761.29	11533.59	13663.89	14347.51
F	ASSIGNED REVENUE	427.16	444.15	694.90	729.65
G	DEVOLUTION FUND	8801.99	7680.35	9861.53	10338.55
H	GRANTS AND CONTRIBUTION	11.74	194.65	200.72	210.76
	TOTAL	9240.89	8319.15	10757.15	11278.95
	REVENUE INCOME TOTAL	21002.18	19852.74	24421.04	25626.47
	CAPITAL INCOME				
I	GRANT AND CONTRIBUTION	4816.66	27120.84	19857.64	38835.16
J	LOAN	3500.00	27728.00	0.00	5027.33
	CAPITAL INCOME TOTAL	8316.66	54848.84	19857.64	43862.49
	TOTAL INCOME	29318.84	74701.58	44278.68	69488.96

INCOME FROM ALL FUNDS



REVENUE INCOME FROM ALL FUNDS



3. COMPONENTS OF EXPENDITURE

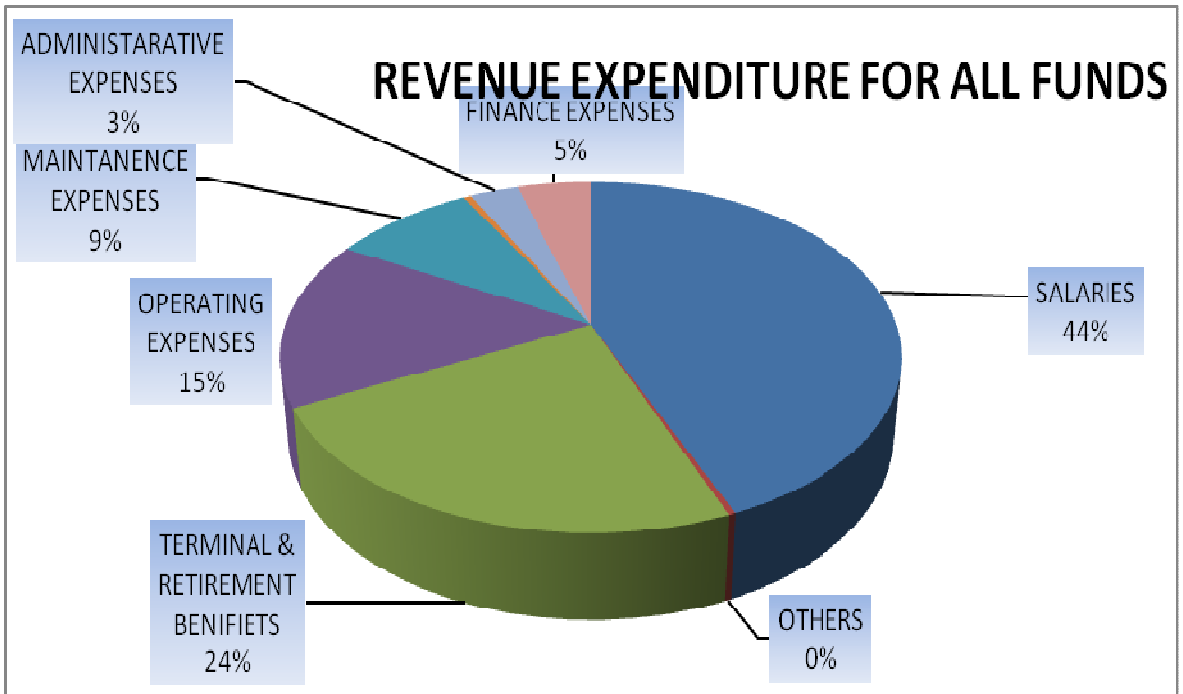
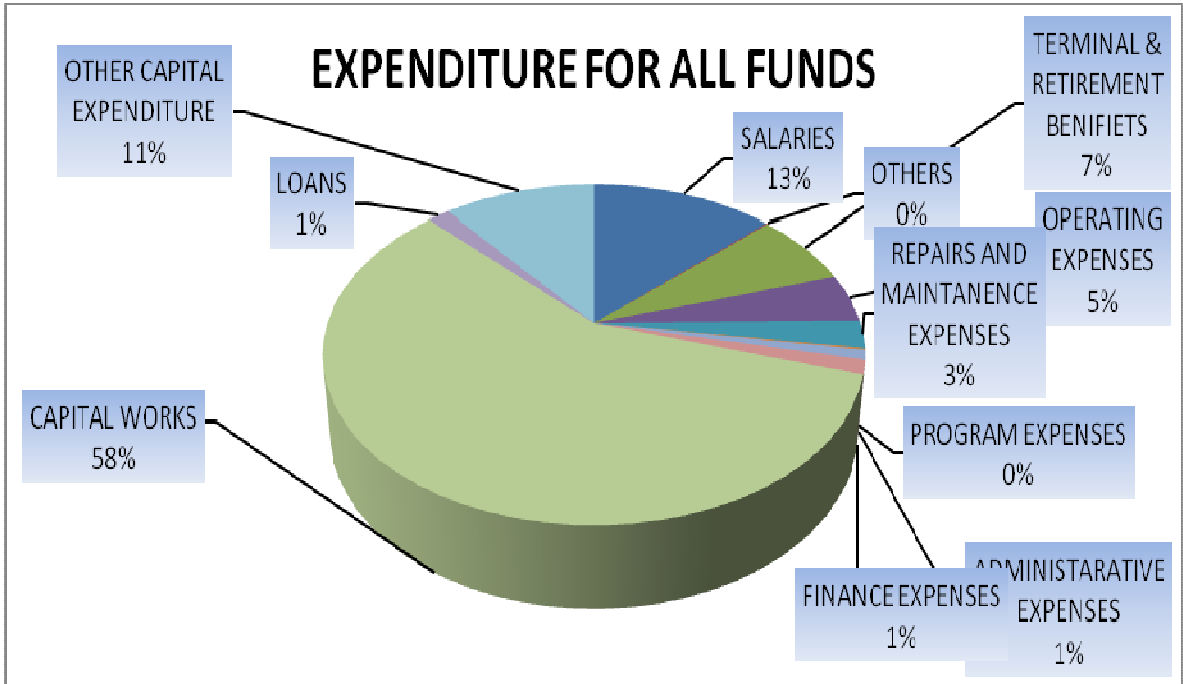
Revenue Expenditure of the Corporation works out to Rs.210.48 crores. This comprise of Establishment Expenditure (Rs.91.82 crores), Other Expenditure (Rs.0.64 crores), Terminal and other benefits (Rs.49.70 crores), Operating Expenses. (Rs.32.77 crores) Repairs & Maintenance (Rs.18.47 crores), Administrative Expenditure (Rs.7.35 crores) and Finance Expenditure (Rs.9.74 crores)

Capital Expenditure of the Corporation works out to Rs.495.44 crores. This includes Amount estimated for capital works Rs.408.17 crores and Loan repayment Rs.11.06 croers and Other Capital Expenditure Rs.76.20 Croes.

TABLE - 3
MAJOR COMPONENTS OF EXPENDITURE OF ALL FUNDS

Rs in Lakhs

SL NO	Account Head	Actuals for 2011-12	Budget Estimate for 2012-13	Revised Estimate for 2012-13	Budget Estimate for 2013-14
A	SALARIES	7750.49	7682.29	7865.68	9182.25
	OTHERS	4.43	18.81	57.90	63.69
B	TERMINAL & RETIREMENT BENIFIETS	4139.04	4728.18	4517.73	4969.50
C	OPERATING EXPENSES	1514.67	2457.52	2978.75	3276.63
D	REPAIRS AND MAINTANENCE EXPENSES	980.81	1250.96	1678.75	1846.63
E	PROGRAM EXPENSES	74.07	16.14	88.77	97.65
F	ADMINISTARATIVE EXPENSES	293.07	366.73	579.15	637.07
G	FINANCE EXPENSES	974.68	712.45	977.51	974.21
	TOTAL REVENUE EXPENDITURE	15731.26	17233.07	18744.24	21047.61
	CAPITAL EXPENDITURE				
H	CAPITAL WORKS	12126.75	49525.85	22866.16	40817.66
I	LOANS	856.52	1740.10	856.52	1106.52
J	OTHER CAPITAL EXPENDITURE	448.46	7124.65	1069.29	7620.16
	TOTAL CAPITAL EXPENDITURE	13431.73	58390.60	24791.97	49544.34
	TOTAL EXPENDITURE	29162.99	75623.68	43536.21	70591.95



4. REVENUE & CAPITAL FUND (RF)

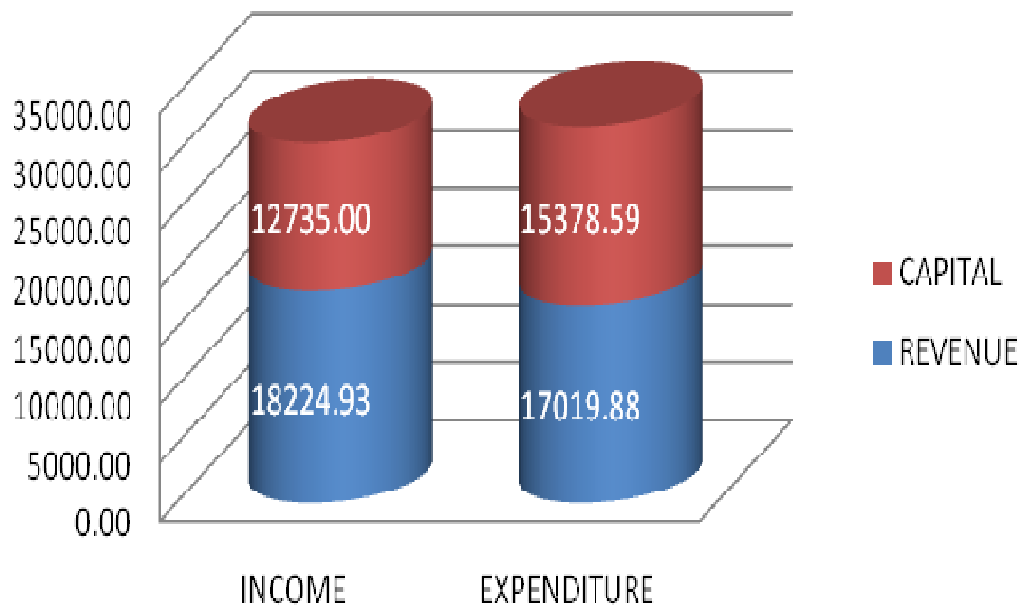
Revenue and Capital Fund Income are estimated to be around Rs.309.60 crores and the Expenditure around Rs.323.98 crores for the Financial Year 2013-14. The deficit for this year works out to Rs.14.39 Crores.

TABLE - 4
SUMMARY OF INCOME & EXPENDITURE FOR REVENUE FUND

Rs in Lakhs

Account Head	Actuals for 2011-12	Budget Estimate for 2012-13	Revised Estimate for 2012-13	Budget Estimate for 2013-14
REVENUE AND CAPITAL FUND				
REVENUE INCOME	15072.07	14355.23	17356.67	18224.93
CAPITAL INCOME	1322.97	16791.00	5877.70	12735.00
TOTAL INCOME	16395.04	31146.23	23234.37	30959.93
REVENUE EXPENDITURE	12693.42	13965.99	15057.16	17019.88
CAPITAL EXPENDITURE	6146.18	18596.27	9783.47	15378.59
TOTAL EXPENDITURE	18839.60	32562.26	24840.63	32398.47
NET SURPLUS/DEFICIT	-2444.56	-1416.04	-1606.26	-1438.54

REVENUE AND CAPITAL FUND INCOME AND EXPENDITURE



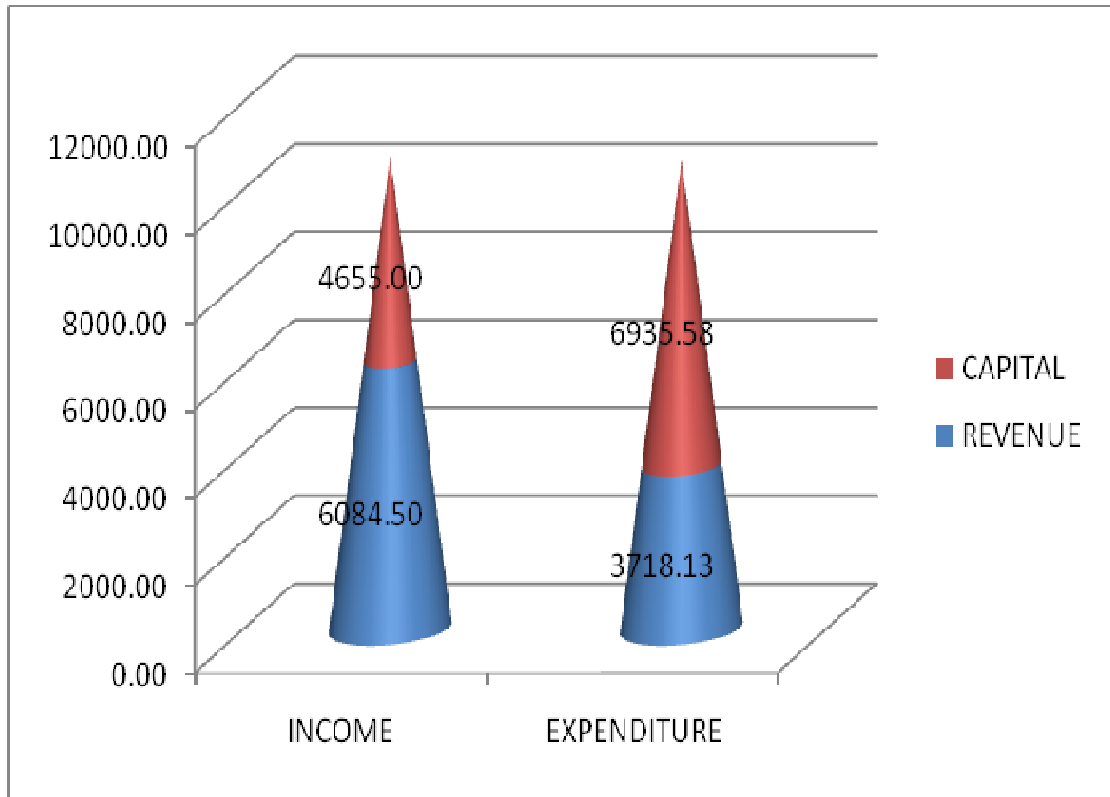
5. WATER SUPPLY & DRAINAGE FUND (WS)

The Total Income are estimated to be Rs.107.39 crores and the Total payments estimated to Rs.106.53 crores for the Financial Year 2013-14. Surplus for this year works out to Rs.0.86 crores.

TABLE - 5
SUMMARY OF INCOME & EXPENDITURE FOR WATER SUPPLY AND DRAINAGE FUND

Rs in Lakhs

Account Head	Actuals for 2011-12	Budget Estimate for 2012-13	Revised Estimate for 2012-13	Budget Estimate for 2013-14
REVENUE INCOME	4840.08	4442.25	5810.05	6084.50
CAPITAL INCOME	65.00	55.00	75.00	4655.00
TOTAL INCOME	4905.08	4497.25	5885.05	10739.50
REVENUE EXPENDITURE	2856.00	3069.99	3405.62	3718.13
CAPITAL EXPENDITURE	766.40	1153.07	1105.11	6935.58
TOTAL EXPENDITURE	3622.40	4223.07	4510.73	10653.71
NET SURPLUS/DEFICIT	1282.68	274.18	1374.32	85.79



6. ELEMENTARY EDUCATION FUND

The Total Income are estimated to be Rs.13.17 crores and the Total payments estimated to Rs.12.10 crores for the Financial Year 2013-14. Surplus for this year works out to Rs.1.07 crores.

TABLE - 6
INCOME & EXPENDITURE FOR ELEMENTARY EDUCATION FUND

Rs in Lakhs

Code No	Account Head	Actuals for 2011-12	Budget Estimate for 2012-13	Revised Estimate for 2012-13	Budget Estimate for 2013-14
	REVENUE ACCOUNT - INCOME				
1003	EDUCATION TAX	1084.31	1049.84	1239.00	1300.95
1066	MISCELLANEOUS RECOVERIES	0.33	0.18	10.00	10.50
1068	INTEREST FROM BANK	5.39	5.25	5.32	5.59
	TOTAL	1090.03	1055.27	1254.32	1317.04
	REVENUE ACCOUNT - EXPENDITURE				
2001	PAY INCLUDING PERSONAL PAY	10.97	4.16	0.77	0.85
2017	LEGAL EXPENSES		5.00	5.00	5.50
2018	PRINTING AND STATIONERY	0.03	0.36	1.00	1.10
2031	PENSION (SUPERANNUATION / RETIRING / INVALID ETC./	140.55	135.29	187.93	206.72
2048	ELECTRICITY CONSUMPTION CHARGES FOR OFFICE BUILDINGS	6.53	4.62	14.64	16.10
2054	CONTRIBUTION		20.00	10.00	11.00

Code No	Account Head	Actuals for 2011-12	Budget Estimate for 2012-13	Revised Estimate for 2012-13	Budget Estimate for 2013-14
2090	CONTRACT EMPLOYEES WAGES	15.20	19.06	52.14	57.35
2108	RENT FOR BUILDINGS	3.56	3.35	4.98	5.48
2126	MAINTENANCE EXPENSES - ELEMENTARY SCHOOLS	5.00	5.25	5.00	5.50
	TOTAL	181.84	197.08	281.46	309.61
	CAPITAL - EXPENDITURES				
3102	BUILDINGS	218.13	632.25	207.09	850.00
3109	FURNITURE FIXTURES AND OFFICE EQUIPE MENT		50.00	10.00	50.00
	TOTAL	218.13	682.25	217.09	900.00
	NET SURPLUS	690.06	175.94	755.77	107.43

7. JAWAHARLAL NEHRU NATIONAL URBAN RENEWAL MISSION (JNNURM FUND)

The fund account of JnNURM for receipts and payments in respect of schemes and BSUP under taken is being maintained separately. Fund receipts for 2013-14 are estimated to be around Rs.247.17 crores, Payments are estimated at Rs.247.17 crores. Under this Fund there is no Surplus/deficit for the year 2013-14. A receipts and payments for JNNURM is given in Table-7

TABLE - 7
INCOME & EXPENDITURE FOR JNNURM FUND

Rs in Lakhs

Code No	Account Head	Actuals for 2011-12	Budget Estimate for 2012-13	Revised Estimate for 2012-13	Budget Estimate for 2013-14
	RECEIPTS				
4014	GRANTS FROM THE GOVERNMENT- (GOVERNMENT OF INDIA)	557.18	6014.38		4279.16
4014	GRANTS FROM THE GOVERNMENT- (GOVERNMENT OF TAMIL NADU)	371.45	2777.30	11613.00	15410.25
4006	LOAN FROM TUFIDCO	3500.00	27728.00		5027.33
4012	PRIVATE PARTIES CONTRIBUTION	264.00		267.73	
4010	FUND TRANSFER	858.44		400.00	
	TOTAL	5551.07	36519.68	12280.73	24716.74
	PAYMENTS				
2001	SALARY	125.52	166.68	90.73	1.50
3132	SECOND VAIGAI WATER SUPPLY SCHEME		605.00		

Code No	Account Head	Actuals for 2011-12	Budget Estimate for 2012-13	Revised Estimate for 2012-13	Budget Estimate for 2013-14
3133	UNDER GROUND SEWERAGE SCHEME	2154.72	10315.67	5961.00	4349.00
3105	OPEN DRAINS - STORM WATER DRAIN	2009.86	19026.68	5652.00	13934.00
3107	SOLID WASTE MANAGEMENT -	1260.97	460.00	577.00	
3100	FUND TRANSFER		5945.65		6432.24
	TOTAL	5551.07	36519.68	12280.73	24716.74

8. RING ROAD PROJECT FUND

The Ring Road Project Fund of the Corporation is a trust fund and as such proceeds from this fund are being kept separately and they could not be utilized for any other purposes. Receipts and payments for the year 2013-14 are estimated at Rs.17.56 crores and Rs.16.13 cores respectively resulting in a surplus of Rs.1.42 Crores

TABLE - 8
INCOME & EXPENDITURE FOR RING ROAD

Rs in Lakhs

Code No	Account Head	Actuals for 2011-12	Budget Estimate for 2012-13	Revised Estimate for 2012-13	Budget Estimate for 2013-14
	RECEIPTS				
1100	TOLLGATE COLLECTION	1317.20	1404.08	1543.79	1667.29
1067	INTEREST ON INVESTMENT	60.42	79.09	80.42	88.46
	TOTAL	1377.62	1483.16	1624.21	1755.75
	REVENUE ACCOUNT - EXPENDITURE				
4200	PAYMENT TO BOND HOLDERS	427.01	427.01	427.01	427.01
2090	OPERATION AND MAINTENANCE	61.04	80.32	78.56	86.42
2072	ROAD MAINTENANCE	261.90	932.00	900.00	1100.00
	TOTAL	749.95	1439.33	1405.57	1613.43
	SURPLUS / DEFICIT	627.67	43.83	218.64	142.33

9. URBAN POOR FUND

A sum of Rs.51.97 crores has been earmarked for uplift of Urban Poor from Revenue Fund. In addition to this, a sum of Rs.58.81 crores has been expected to be received as grant from Government. The earmark of the fund from Revenue Fund is made mandatory as per G.O (D) No.167 MAWS, Dated:15.04.2008 where in the ULB's have been directed to set apart a minimum of 25% of Budget for providing basic service to Urban Poor.

TABLE - 9
INCOME & EXPENDITURE FOR URBAN POOR

Rs in Lakhs

Code No	Account Head	Actuals for 2011-12	Budget Estimate for 2012-13	Revised Estimate for 2012-13	Budget Estimate for 2013-14
	RECEIPTS				
	TRANSFERRED FROM REVENUE AND CAPITAL FUND	4119.20	6308.57	5409.19	5197.11
	TOTAL	4119.20	6308.57	5409.19	5197.11
4014	GRANTS FROM THE GOVERNMENT-(GOVERNMENT OF INDIA)	2513.70	5867.18	818.76	3451.23
4014	GRANTS FROM THE GOVERNMENT-(GOVERNMENT OF TAMIL NADU)	1600.25	4845.59	818.75	2429.59
	TOTAL	4113.95	10712.77	1637.51	5880.82
	GRAND TOTAL	8233.15	17021.34	7046.70	11077.93

Code No	Account Head	Actuals for 2011-12	Budget Estimate for 2012-13	Revised Estimate for 2012-13	Budget Estimate for 2013-14
	PAYMENTS				
2001	SALARY	2003.29	1961.82	2053.60	2417.96
2088	POWER CHARGES FOR STREET LIGHTS-URBAN POOR	1.08	108.00	38.36	42.20
2089	MAINTENANCE EXPENSES FOR STREET LIGHTS -URBAN POOR	28.81	204.00	53.39	58.72
2070	HEAVY VEHICLES - MAINTENANCE	124.61	181.73	223.25	245.58
2090	WAGES (SWM)	161.06	131.85	373.28	410.60
2100	SANITARY / CONSERVANCY EXPENSES-URBAN POOR	68.81	72.03	115.67	127.23
2101	EXPENSES ON SANITARY MATERIALS (LIME / PLEECHING POWDER/EQUIPE)-URBAN POOR	12.01	22.39	30.08	33.08
2106	ANTI - FILARIA / ANTI MALARIA OPERATIONS(INSECTICIDES)	1.88	1.98	15.00	16.50
2107	COST OF MEDICINES	33.60	28.20	45.00	49.50
3102	BUILDINGS	410.14	297.01	344.93	
3110	STREET LIGHT	38.37	332.20	83.67	280.80
3113	CC ROAD	356.02	368.64	335.01	272.40
3114	BT ROAD	782.08	2323.93	1482.72	1462.40
3115	METAL ROAD	97.45	274.79	215.24	534.60

Code No	Account Head	Actuals for 2011-12	Budget Estimate for 2012-13	Revised Estimate for 2012-13	Budget Estimate for 2013-14
	TOTAL	4119.20	6308.57	5409.19	5951.58
	BASIC SERVICES TO URBAN POOR(HOUSES)	1150.00	10212.77	667.51	4506.60
	BASIC SERVICES TO URBAN POOR-ROAD,OPEN DRAINS ETC	468.00	500.00	970.00	619.75
	TOTAL	1618.00	10712.77	1637.51	5126.35
	GRAND TOTAL	5737.20	17021.34	7046.70	11077.93
	NET SURPLUS/ DEFICIT	2495.95	0.00	0.00	0.00

CONSOLIDATED DETAILS OF NEW SCHEMES/PROGRAMS

Sl.no	Name of Scheme/ Programme	Objective/ Outcome	Outlay 2013-14 (Rs. In lakhs)	Quantifiable Deliverables / Physical Outputs	Projected Outcomes	Process/ Timeless	Remarks Risk Factors
1	2	3	4	5	6	7	8
A. WATER SUPPLY							
1.	Improving infrastructure of water supply distribution system under Integrated Urban Development Mission	Improving water supply distribution network	3380	a)Replacing pumping main b)Augment existing head works at Melakkal, Manalur and Thirupuvanam c) SCADA for Phase II area in water supply distribution system	Protected water supply	Proposal is under process	Project is subject to approval by Government
2	Improving Water supply under O & M Gap filling Fund	Improving Water supply	90	Replacing Water supply main	Protected water supply	Proposal is under process	Project is subject to approval by Government
3	Improving Water supply under Water Supply Augmentation	Improving Water supply	100	Renovation of Water supply main	Protected water supply	Proposal is under process	Project is subject to approval by Government
4	Providing bore wells and hand pumps and water supply mains Under Water supply Fund	Providing bore wells and hand pumps	1000	Providing bore wells and hand pumps	Providing additional source of water	31.03.14	Nil

10. CONSOLIDATED DETAILS OF NEW SCHEMES/PROGRAMS

Sl.no	Name of Scheme/ Programme	Objective/ Outcome	Outlay 2013-14 (Rs. In lakhs)	Quantifiable Deliverables / Physical Outputs	Projected Outcomes	Process/Timeless	Remarks Risk Factors
1	2	3	4	5	6	7	8
B. UGSS							
1.	Infrastructure for UGSS under Integrated Urban Development Mission	Improving UGSS System	1000	SCADA for Drainage pumping station management and renovation of sub and old pumping stations	Creating healthy environment	Proposal is under process	Project is subject to approval by Government
2.	Infrastructure for UGSS under JnNURM	Improving UGSS System	4349	New Sewerage line for the omitted area	Creating healthy environment	Proposal is under process	Nil
3.	Infrastructure for UGSS under JnNURM	Improving UGSS System	1000	New Sewerage line	Creating healthy environment	Proposal is under process	Nil

CONSOLIDATED DETAILS OF NEW SCHEMES/PROGRAMS

Sl. no	Name of Scheme/ Programme	Objective/ Outcome	Outlay 2013-14 (Rs. In lakhs)	Quantifiable Deliverables / Physical Outputs	Projected Outcomes	Process/ Timeless	Remarks Risk Factors
1	2	3	4	5	6	7	8
C. ROADS							
1	Laying of roads in the extended areas: 1) Cement Roads (Rs.26.00 lakhs) 2) BT Roads (Rs.2411.00 lakhs) 3)Paver Block Roads (Rs.1282.00 lakhs) under TURIP	Laying of roads in the extended areas: 1) Cement Roads (Rs.26.00 lakhs) 2) BT Roads (Rs.2411.00 lakhs) 3)Paver Block Roads (Rs.1282.00 lakhs) under TURIP	3719	Laying of roads in the extended areas: 1)Cement Roads 0.76 Kms 2)BT Roads 24.11 Kms 3)Paver Block Roads 23.39 Kms	Regulation of traffic congestion; reduction of travel time; economy in fuel and maintenance cost of vehicles	31.3.14	Nil
2.	Laying of roads by using recycled plastic waste	Laying of plastic Roads to the extent of 3 KM	150	New roads for the length of 3 KM	Recycling of plastic waste; economy in the cost of road works	Proposal is under process	Nil
3.	Laying of roads under MP/MLA Area Development Fund	Laying Cement roads and Tar roads	400	Laying Cement roads (Rs. 155.00lakhs)and BT roads (Rs.245.00 lakhs)	Regulation of traffic congestion; reduction of travel time; economy in fuel and maintenance cost of vehicles	31.03.14	Nil

CONSOLIDATED DETAILS OF NEW SCHEMES/PROGRAMS

Sl.no	Name of Scheme/ Programme	Objective/ Outcome	Outlay 2013-14 (Rs. In lakhs)	Quantifiable Deliverables / Physical Outputs	Projected Outcomes	Process/Timeless	Remarks Risk Factors
1	2	3	4	5	6	7	8
C. ROADS							
4.	Road works under Revenue and Capital Fund of the Corporation	Cement Roads (Rs.400.00 Lakhs), BT Roads (Rs.500.00 Lakhs) and Paver Block Roads (Rs.400.00 lakhs)	1300	Cement Roads 11.69 Km BT Roads 5 Km and Paver Block Roads 4 Km	Regulation of traffic congestion; reduction of travel time; economy in fuel and maintenance cost of vehicles	31.03.14	nil
5.	Improvement of Ring road	1. Widening of Road 2. Renovation of Toll gate Collection Centers	1300	1. Widening of Road 2. Renovation of Toll gate Collection Centers	Regulation of traffic congestion; reduction of travel time; economy in fuel and maintenance cost of vehicles	31.03.14	Nil

CONSOLIDATED DETAILS OF NEW SCHEMES/PROGRAMS

Sl.no	Name of Scheme/ Programme	Objective/ Outcome	Outlay 2013-14 (Rs. In lakhs)	Quantifiable Deliverables / Physical Outputs	Projected Outcomes	Process/T imeless	Remarks Risk Factors
1	2	3	4	5	6	7	8
D. Solid Waste Management							
1	Procurement of vehicles and articles for Solid Waste Management under Integrated Urban Development Mission	Procurement of vehicles and articles for Solid Waste Management	1358	1) 4 Nos. of Dumper Bin (Stainless Steel) 2.5 Cum Rs.450.00 lakhs 2) 3 Nos. Construction of SWM Vehicles Parking Shed in Lorry Stand Rs.360.00 lakhs 3) 5 Nos. of Sand Sweeping Machine Rs.180.00 lakhs 4) 4 Nos. of Mini ROBO Rs.78.00 lakhs 5) 8 Nos. of Tipper Lorry Rs.170.00 lakhs 6) 4 Nos. of Single Dumper Placer Lorry Rs.80.00 lakhs 7) 20 Nos. of Dumper Placer Single SS Fins Cum Rs,40.00 lakhs	Improving efficiency of collection of garbage; Clean and healthy environment	Under process	Awaiting approval

CONSOLIDATED DETAILS OF NEW SCHEMES/PROGRAMS

Sl.no	Name of Scheme/ Programme	Objective/ Outcome	Outlay 2013-14 (Rs. In lakhs)	Quantifiable Deliverables / Physical Outputs	Projected Outcomes	Process / Timeless	Remarks Risk Factors
1	2	3	4	5	6	7	8
E. Open Drains							
1.	Construction of Open Drains under JnNURM	Construction of Open Drains	13934	Construction of Major Channel and Lateral Drains	1.Rain Water in to drains to the disposal point without making flood 2. To keep the city without flood prone area	31.03.14	Nil

CONSOLIDATED DETAILS OF NEW SCHEMES/PROGRAMS

Sl.no	Name of Scheme/ Programme	Objective/ Outcome	Outlay 2013-14 (Rs. In lakhs)	Quantifiable Deliverables / Physical Outputs	Projected Outcomes	Process/Timeless	Remarks Risk Factors
1	2	3	4	5	6	7	8
F. Buildings							
1.	Construction of 2 Zonal Buildings under Part II Scheme	Construction of 2 Zonal Buildings	325	Construction of 2 Zonal Buildings	Facilitate the Public to meet the Corporation Officials easily. Which will improve the Grievance redressal system	31.03.14	Nil
2.	Construction of Ward Office Building for Councilors in 20 wards	Construction of Ward Office Building for Councilors in 20 wards	100	Construction of Ward Office Building for Councilors in 20 wards	Facilitate the Public to meet the Councilors personally. Which will improve the Grievance redressal system	31.03.14	Nil
3.	Construction if ICDS Building	Construction if ICDS Building	61.66	Construction if ICDS Building	Improving good atmosphere in the School	31.03.14	Nil
F. Buildings							
4.	Construction of School Buildings	Construction of School Buildings	900	Construction of School Building	Increase in the enrolment of students in the Corporation School	31.03.14	Nil

CONSOLIDATED DETAILS OF NEW SCHEMES/PROGRAMS

Sl.no	Name of Scheme/ Programme	Objective/ Outcome	Outlay 2013-14 (Rs. In lakhs)	Quantifiable Deliverables / Physical Outputs	Projected Outcomes	Process/Time less	Remarks Risk Factors
1	2	3	4	5	6	7	8
G. Terminals							
1.	Creating separate Omni Bus Terminal near Mattuthavani integrated Bus Stand under Directorate of Town and Country Planning	Creating Omni Bus Terminal near Mattuthavani integrated Bus Stand	2200	Creating Omni Bus Terminal near Mattuthavani integrated Bus Stand	Avoids traffic congestion and additional revenue to the Corporation	31.03.14	Nil
H. Traffic Improvement							
1.	Construction of Bridges under Directorate of Town and Country Planning	Construction of 4 Bridges	3200	Construction of 4 Bridges	Avoids traffic congestion	31.03.14	Nil

APPENDIX – I

MAJOR COMPONENT WISE INCOME

(Rs. in lakhs)

Code No	Account Head	Actuals for 2011-12	Budget Estimate for 2012-13	Revised Estimate for 2012-13	Budget Estimate for 2013-14
	INCOME				
	OWN INCOME				
A	PROPERTY TAX				
1001	PROPERTY TAX FOR GENERAL PURPOSES	2650.53	2566.29	3028.67	3180.10
1002	WATER SUPPLY & DRAINAGE TAX COMPONENT	1867.42	1808.07	2133.84	2240.53
1003	EDUCATION TAX	1084.31	1049.84	1239.00	1300.95
	TOTAL	5602.26	5424.21	6401.51	6721.59
B	OTHER TAXES				
1006	PROFESSION TAX	741.54	789.06	792.53	832.16
1007	PILGRIM TAX	0.00	3.50	4.00	4.20
1011	ADVERTISEMENT TAX	4.31	5.40	8.76	9.20
	TOTAL	745.85	797.96	805.29	845.55
C	SERVICE CHARGES AND FEES				
1012	SWIMMING POOL	1.65	1.20	1.88	2.40
1017	TRADE LICENCE FEES	164.00	140.95	180.40	189.42

Code No	Account Head	Actuals for 2011-12	Budget Estimate for 2012-13	Revised Estimate for 2012-13	Budget Estimate for 2013-14
1018	LICENCE FEES UNDER PFA ACT	0.45	2.18	0.00	0.00
1019	BUILDING LICENCE FEES	343.18	332.77	367.66	386.04
1020	ENCROACHMENT FEES	144.98	104.36	236.83	248.67
1025	ADVERTISEMENT FEES	15.32	9.99	7.85	8.24
1026	FEES FOR BAYS AND OTHER RECEIPTS IN THE BUS STAND	3.90	81.50	5.15	5.41
1039	FEES ON PAY & USE TOILETS	104.63	116.78	117.07	122.92
1044	OTHER FEES	18.83	15.44	36.65	38.48
1054	COPY APPLICATION FEES	1.60	1.78	1.99	2.09
1064	RECEIPTS FROM HOSPITAL & DISPENSARY	5.38	6.68	0.77	0.81
1200	RECEIPTS FROM SOLID WASTE MANAGEMENT	2.00	7.71	3.00	3.15
	TOTAL	805.92	821.33	959.25	1007.64
D	SALE AND HIRE CHARGES				
1061	SALE OF UNSERVICEABLE STOCK AND STORES	5.16	5.73	5.00	5.25
	TOTAL	5.16	5.73	5.00	5.25
E	OTHER INCOME				
1022	MARKET FEES	108.33	91.75	115.03	120.78
1027	FEES FOR SLAUGHTER HOUSES	4.32	1.40	4.50	4.73

Code No	Account Head	Actuals for 2011-12	Budget Estimate for 2012-13	Revised Estimate for 2012-13	Budget Estimate for 2013-14
1028	PARKING FEES	91.50	107.39	96.13	100.94
1031	DEVELOPMENT CHARGES	13.11	75.47	43.72	45.91
1033	RENT ON LEASE OF LAND	187.95	88.64	206.78	217.12
1035	INCOME FROM FAIRS AND FESTIVALS	0.00	32.00	12.86	13.50
1036	RENT ON SHOPPING COMPLEX	720.75	849.76	690.44	724.96
1037	RENT ON COMMUNITY HALL	65.48	79.90	77.20	81.06
1038	RENT ON BUILDINGS	10.14	15.74	11.88	12.47
1041	ROAD CUT RESTORATION CHARGES	267.38	210.85	409.00	429.45
1043	DEMOLITION CHARGES FOR UNAUTHORISED CONSTRUCTIONS	24.94	22.34	25.89	27.18
1044	OTHER FEES	0.16	0.16	0.34	0.36
1045	OTHER INCOME	80.87	136.56	107.71	113.10
1066	MISCELLANEOUS RECOVERIES	193.97	166.03	158.21	166.12
1067	INTEREST ON INVESTMENTS	1.17	11.63	112.00	117.60
1068	INTEREST FROM BANK	52.48	40.68	14.71	15.45
1077	RENT ON BUNK STALLS	95.03	93.71	96.69	101.52
1078	GARDEN / PARK - RECEIPTS	1.54	5.86	1.61	1.69
1081	INITIAL AMOUNT FOR NEW WATER SUPPLY CONNECTIONS	98.00	86.74	134.01	140.71
1082	WATER SUPPLY / DRAINAGE CONNECTION CHARGES	4.93	4.92	7.49	7.86

Code No	Account Head	Actuals for 2011-12	Budget Estimate for 2012-13	Revised Estimate for 2012-13	Budget Estimate for 2013-14
1083	METERED/TAB RATE WATER CHARGES	576.84	550.40	1094.00	1148.70
1084	CHARGES FOR WATER SUPPLY THROUGH LORRIES	3.48	3.58	5.10	5.36
1085	SEPTIC TANK CLEANING CHARGES	1.97	2.08	2.05	2.15
1086	SEWERAGE CONNECTION CHARGES	16.55	9.41	19.03	19.98
1301	DRAINAGE MAINTENANCE CHARGES	1605.08	1681.97	1641.20	1723.26
1303	DRAINAGE DEPOSIT	300.95	30.05	403.98	424.18
1090	INCOME FROM BATTERY CAR	0.00	6.39	0.24	0.25
1101	CABLE LAYING FEES	75.18	78.94	1.04	1.09
	TOTAL	4602.10	4484.36	5492.84	5767.49
	OWN INCOME TOTAL	11761.29	11533.59	13663.89	14347.51
F	ASSIGNED REVENUE				
1046	DUTY ON TRANSFER OF PROPERTY	427.16	444.15	694.90	729.65
	TOTAL	427.16	444.15	694.90	729.65
G	DEVOLUTION FUND				
1053	DEVOLUTION FUND (SFC)	8801.99	7680.35	9861.53	10338.55
	TOTAL	8801.99	7680.35	9861.53	10338.55
H	GRANTS AND CONTRIBUTION				
1052	GRANT FROM GOVERNMENT	11.74	14.80	0.72	0.76

Code No	Account Head	Actuals for 2011-12	Budget Estimate for 2012-13	Revised Estimate for 2012-13	Budget Estimate for 2013-14
1072	I.P.P.(V) - GRANT	0.00	179.85	200.00	210.00
	TOTAL	11.74	194.65	200.72	210.76
	ASSIGNED REVENUE TOTAL	9240.89	8319.15	10757.15	11278.95
	TOTAL INCOME	21002.18	19852.74	24421.04	25626.47
	CAPITAL FUND				
I	GRANT AND CONTRIBUTION				
4010	FUND TRANSFER	858.44	0.00	400.00	0.00
4012	PRIVATE PARTIES CONTRIBUTION	264.00	0.00	267.73	0.00
4014	GRANT FROM GOVERNMENT	2316.60	25637.68	17565.70	37079.41
1067	INTEREST ON INVESTMENT	60.42	79.09	80.42	88.46
1100	TOLLGATE COLLECTION	1317.20	1404.08	1543.79	1667.29
	TOTAL	4816.66	27120.84	19857.64	38835.16
J	LOAN				
4006	LOAN FROM TUFIDCO	3500.00	27728.00	0.00	5027.33
	TOTAL	3500.00	27728.00	0.00	5027.33
	CAPITAL INCOME TOTAL	8316.66	54848.84	19857.64	43862.49
	TOTAL INCOME	29318.84	74701.58	44278.68	69488.96

APPENDIX - I

1. MAJOR COMPONENTWISE EXPENDITURE

Rs. In Lakhs

Code No	Account Head	Actuals for 2011-12	Budget Estimate for 2012-13	Revised Estimate for 2012-13	Budget Estimate for 2013-14
	EXPENDITURE				
A	PERSONAL COST				
(I)	SALARIES				
2001	PAY INCLUDING PERSONAL PAY	7652.86	7589.30	7755.68	9061.25
2011	EX-GRATIA BONUS	97.63	92.99	110.00	121.00
	TOTAL	7750.49	7682.29	7865.68	9182.25
(II)	OTHERS				
2012	TRAVEL EXPENSES	1.60	8.35	1.44	1.58
2013	LEAVE TRAVEL CONCESSION	0.00	5.60	6.00	6.60
2014	SUPPLY OF UNIFORMS	1.75	3.63	32.85	36.14
2025	CONVEYANCE CHARGES	0.08	0.12	0.15	0.17
2051	TRAINING PROGRAMME - EXPENSES	0.00	0.57	12.46	13.71
2055	STAFF WELFARE EXPENSES	1.00	0.55	5.00	5.50
	TOTAL	4.43	18.81	57.90	63.69
B	TERMINAL & RETIREMENT BENIFIETS				

Code No	Account Head	Actuals for 2011-12	Budget Estimate for 2012-13	Revised Estimate for 2012-13	Budget Estimate for 2013-14
2031	PENSION (SUPERANNUATION / RETIRING / INVALID ETC./	3423.52	3635.84	3754.23	4129.65
2032	COMMUTED VALUE OF PENSION	203.40	328.15	203.55	223.91
2033	DEATH-CUM-RETIREMENT GRATUITY	423.61	667.30	468.15	514.97
2034	SPECIAL PROVIDENT FUND - CUM GRATUITY SCHEME - CON	11.86	14.38	16.40	18.04
2035	GROUP INSURANCE SCHEME - MANAGEMENT CONTRIBUTION	18.00	20.74	5.48	6.03
2039	PENSION CONTRIBUTION	52.00	53.77	55.00	60.50
2053	PENSION AND LEAVE SALARY CONTRIBUTIONS	6.65	8.00	14.92	16.41
	TOTAL	4139.04	4728.18	4517.73	4969.50
C	OPERATING EXPENSES				
2043	EXPENDITURE ON FOOD SAMPLING	0.03	12.00	10.00	11.00
2084	MAINTENANCE OF GARDENS/PARKS	14.59	10.40	25.00	27.50
2086	POWER CHARGES - DRAINAGE, SEWERAGE SYSTEM	339.46	347.21	435.36	478.90
2087	POWER CHARGES - HEAD WORKS PUMPING STATIONS	70.08	115.31	191.32	210.45
2088	POWER CHARGES FOR STREET LIGHTS	3.60	360.00	127.88	140.67
2089	MAINTENANCE EXPENSES FOR STREET LIGHTS	96.04	680.00	177.95	195.75
2090	WAGES	604.40	517.33	1325.44	1457.98
2100	SANITARY / CONSERVANCY EXPENSES	229.35	240.09	385.55	424.11

Code No	Account Head	Actuals for 2011-12	Budget Estimate for 2012-13	Revised Estimate for 2012-13	Budget Estimate for 2013-14
2101	EXPENSES ON SANITARY MATERIALS (LIME / PLEECHING POWDER/EQUIPE)	40.04	74.64	100.25	110.28
2107	COST OF MEDICINES	112.00	94.00	150.00	165.00
2109	HOSPITAL EXPENSES OTHER THAN MEDICINES	5.08	6.54	50.00	55.00
	TOTAL	1514.67	2457.52	2978.75	3276.63
D	REPAIRS AND MAINTANENCE EXPENSES				
2016	LIGHT VEHICLES - MAINTENANCE	10.91	12.93	29.20	32.12
2049	MAINTENANCE OF OFFICE BUILDINGS	5.69	3.45	3.13	3.44
2050	REPAIRS & MAINTENANCE OF OFFICE TOOLS AND PLANTS	7.88	9.67	3.12	3.43
2070	HEAVY VEHICLES - MAINTENANCE	418.37	609.52	745.34	819.87
2071	REPAIRS & MAINTENANCE - ROADS AND PAVEMENTS CONCRETE	4.48	2.91	10.00	11.00
2072	REPAIRS & MAINTENANCE - ROADS AND PAVEMENTS - BLACK TOPPED	0.50	3.29	15.00	16.50
2072	REPAIRS & MAINTENANCE - ROADS AND PAVEMENTS - OTHERS	0.60	5.00	15.00	16.50
2073	REPAIRS & MAINTENANCE - BUILDINGS	19.75	18.41	50.00	55.00
2075	REPAIRS & MAINTENANCE - BRIDGES & FLYOVERS	2.00	10.00	10.00	11.00
2076	REPAIRS & MAINTENANCE - STORM WATER DRAINS, OPEN DRAIN	117.03	134.11	120.00	132.00
2077	REPAIRS & MAINTENANCE, INSTRUMENTS - PLANT & MACHINERY	5.00	10.00	50.00	55.00
2108	RENT FOR BUILDINGS	3.56	3.35	4.98	5.48

Code No	Account Head	Actuals for 2011-12	Budget Estimate for 2012-13	Revised Estimate for 2012-13	Budget Estimate for 2013-14
2123	MAINTENANCE OF KALYANA MANDAPAMS / COMMUNITY HALLS	5.00	10.00	15.00	16.50
2125	MAINTENANCE CHARGES - WATER SUPPLY SYSTEMS	136.75	256.36	299.55	329.51
2125-1	MAINTENANCE CHARGES - DRAINAGE, SEWERAGE SYSTEM	129.99	0.00	131.79	144.97
2126	MAINTENANCE EXPENSES - ELEMENTARY SCHOOLS	5.00	5.25	5.00	5.50
2129	MAINTENANCE CHARGES - TWAD BOARD, METRO WATER / WATER CESS TO TAMIL NADU POLLUTION CONTROL BOARD	12.84	59.74	24.86	27.35
2130	HIRE CHARGES FOR SUPPLY OF WATER THROUGH PRIVATE LORRY	95.46	96.97	146.78	161.46
	TOTAL	980.81	1250.96	1678.75	1846.63
E	PROGRAM EXPENSES				
2064	EXPENSES ON OPENING CEREMONIES	7.51	9.40	10.00	11.00
2065	ELECTION EXPENSES	60.22	0.00	8.77	9.65
2103	FAIRS & FESTIVALS/EXIBITION EXPENSES	0.08	0.11	20.00	22.00
2106	ANTI - FILARIA / ANTI MALARIA OPERATIONS(INSECTICIDES)	6.26	6.63	50.00	55.00
	TOTAL	74.07	16.14	88.77	97.65
F	ADMINISTRATIVE EXPENSES				
2015	TELEPHONE CHARGES	20.30	24.17	36.24	39.86
2017	LEGAL EXPENSES	23.27	26.74	40.55	44.61
2018	STATIONERY & PRINTING	87.83	77.83	167.84	184.62

Code No	Account Head	Actuals for 2011-12	Budget Estimate for 2012-13	Revised Estimate for 2012-13	Budget Estimate for 2013-14
2019	ADVERTISEMENT CHARGES	8.80	15.28	26.69	29.36
2020	OTHER EXPENSES	18.41	23.68	10.24	11.26
2026	COMPUTER OPERATIONAL EXPENSES	14.18	21.45	37.97	41.77
2046	BOOKS & PERIODICALS AND MAGAZINES	0.15	0.28	0.03	0.03
2047	POSTAGE AND TELEGRAMS AND FAX CHARGES	0.80	1.25	1.27	1.40
2048	ELECTRICITY CONSUMPTION CHARGES FOR OFFICE BUILDING	101.27	82.39	172.57	189.83
2054	CONTRIBUTIONS (TNIUS/AILB TRAINING CENTRE)	5.12	25.00	10.67	11.74
2061	SITTING FEES/HONORARIUM FOR THE COUNCILLORS	5.50	9.60	6.62	7.28
2062	COUNCIL DEPARTMENT - TRAVEL EXPENSES	0.00	4.00	10.00	11.00
2063	EXPENSES ON HOSPITALITY / ENTERTAINMENT	6.15	5.06	8.46	9.31
2095	SURVEY CHARGES	1.29	50.00	50.00	55.00
	TOTAL	293.07	366.73	579.15	637.07
G	FINANCE EXPENSES				
2028	BANK CHARGES	2.08	1.25	22.00	24.20
2029	INTEREST ON LOANS	932.60	666.85	910.51	900.51
2036	AUDIT FEES	40.00	44.35	45.00	49.50
	TOTAL	974.68	712.45	977.51	974.21

Code No	Account Head	Actuals for 2011-12	Budget Estimate for 2012-13	Revised Estimate for 2012-13	Budget Estimate for 2013-14
	TOTAL REVENUE EXPENDITURE	15731.26	17233.07	18744.24	21047.61
	CAPITAL EXPENDITURE				
H	CAPITAL WORKS				
3102	BUILDINGS	1586.25	1247.49	1363.77	3911.66
3104	BRIDGES	0.00	0.00	0.00	3200.00
3105	OPEN DRAINS	2047.78	19031.68	5826.77	13934.00
3106	HEAVY VEHICLES - GROSS BLOCK	0.00	2970.08	0.00	508.00
3107	SOLID WASTE MANAGEMENT -	1260.97	460.00	577.00	0.00
3108	OTYHER VEHICLES - GROSS BLOCK	0.00	68.00	38.98	0.00
3109	FURNITURE, FIXTURES AND OFFICE EQUIPMENTS ,PARK EQUIPMENTS GROSS	44.31	1415.00	195.55	540.00
3110	ELECTRICAL INSTALLATIONS - LAMPS - LIGHT FITTINGS	127.89	1661.00	278.91	936.00
3112	PLANT AND MACHINERY	61.51	4.19	10.00	50.00
3113	ROADS AND PAVEMENTS - CONCRETE - GROSS BLOCK	1186.73	1128.80	1116.71	681.00
3114	ROADS AND PAVEMENTS - BLOCK TOPPED - GROSS BLOCK	2606.92	7606.43	4942.39	3156.00
3115	ROADS AND PAVEMENTS - OTHERS - GROSS BLOCK	324.83	1373.95	717.48	1682.00
3121	ZONE DEVELOPMENT FUND	0.00	240.00	240.00	240.00
3121	MAYOR FUND	0.00	50.00	50.00	50.00

Code No	Account Head	Actuals for 2011-12	Budget Estimate for 2012-13	Revised Estimate for 2012-13	Budget Estimate for 2013-14
3121	COUNCILORS FUND	0.00	500.00	500.00	1000.00
3118	PUBLIC FOUNTAIN	4.30	5.42	20.00	25.00
3132	HEAD WORKS - OHT WORKS.,	328.14	950.73	519.60	4470.00
3133	DRINAGE AND SEWERAGE PIPES CONDUITS CHANNELS ETC	2394.88	10503.08	6412.66	6349.00
3134	GROUND WATER WELLS / BOREWELLS	152.24	310.00	56.34	85.00
	TOTAL	12126.75	49525.85	22866.16	40817.66
I	LOANS				
4006	LOAN FROM TUFIDCO	191.59	349.23	191.59	441.59
4007	LOAN FROM TUFICIL	237.92	963.86	237.92	237.92
4200	PAYMENT TO BOND HOLDERS	427.01	427.01	427.01	427.01
	TOTAL	856.52	1740.10	856.52	1106.52
J	OTHER CAPITAL EXPENDITURE				
R2072	ROAD MAINTENANCE	261.90	932.00	900.00	1100.00
R2090	OPERATION AND MAINTENANCE	61.04	80.32	78.56	86.42
J2001	SALARY	125.52	166.68	90.73	1.50
J3100	FUND TRANSFER	0.00	5945.65	0.00	6432.24
	TOTAL	448.46	7124.65	1069.29	7620.16
	CAPITAL EXPENDITURE TOTAL	13431.73	58390.60	24791.97	49544.34
	TOTAL EXPENDITURE	29162.99	75623.68	43536.21	70591.95

APPENDIX - II

1. REVENUE AND CAPITAL FUND INCOME AND EXPENDITURE

Rs in Lakhs

Code No	Account Head	Actuals for 2011-12	Budget Estimate for 2012-13	Revised Estimate for 2012-13	Budget Estimate for 2013-14
	REVENUE INCOME				
1001	PROPERTY TAX FOR GENERAL PURPOSES	2650.53	2566.29	3028.67	3180.10
1006	PROFESSION TAX	741.54	789.06	792.53	832.16
1011	ADVERTISEMENT TAX	4.31	5.40	8.76	9.20
1012	SWIMMING POOL	1.65	1.20	1.88	2.40
1017	TRADE LICENCE FEES	164.00	140.95	180.40	189.42
1018	LICENCE FEES UNDER PFA ACT	0.45	2.18		0.00
1019	BUILDING LICENCE FEES	343.18	332.77	367.66	386.04
1020	ENCROACHMENT FEES	144.98	104.36	236.83	248.67
1022	MARKET FEES	108.33	91.75	115.03	120.78
1026	FEES FOR BAYS AND OTHER RECEIPTS IN THE BUS STAND	3.90	81.50	5.15	5.41
1027	FEES FOR SLAUGHTER HOUSES	4.32	1.40	4.50	4.73
1028	PARKING FEES	91.50	107.39	96.13	100.94
1031	DEVELOPMENT CHARGES	13.11	75.47	43.72	45.91

Code No	Account Head	Actuals for 2011-12	Budget Estimate for 2012-13	Revised Estimate for 2012-13	Budget Estimate for 2013-14
1035	INCOME FROM FAIRS AND FESTIVALS		32.00	12.86	13.50
1036	RENT ON SHOPPING COMPLEX	720.75	849.76	690.44	724.96
1037	RENT ON COMMUNITY HALL	65.48	79.90	77.20	81.06
1038	RENT ON BUILDINGS	9.96	3.74	11.78	12.37
1039	FEEES ON PAY & USE TOILETS	104.63	116.78	117.07	122.92
1041	ROAD CUT RESTORATION CHARGES	267.38	210.85	409.00	429.45
1043	DEMOLITION CHARGES FOR UNAUTHORISED CONSTRUCTIONS	24.94	22.34	25.89	27.18
1044	OTHER FEES	18.83	15.44	36.65	38.48
1045	OTHER INCOME	78.14	133.81	102.13	107.24
1046	DUTY ON TRANSFER OF PROPERTY	427.16	444.15	694.90	729.65
1052	GRANT FROM GOVERNMENT	11.74	14.80	0.72	0.76
1053	DEVOLUTION FUND (SFC)	8480.90	7473.52	9540.44	10017.46
1054	COPY APPLICATION FEES	1.60	1.78	1.99	2.09
1061	SALE OF UNSERVICEABLE STOCK AND STORES	5.16	5.73	5.00	5.25
1064	RECEIPTS FROM HOSPITAL & DISPENSARY	5.38	6.68	0.77	0.81
1066	MISCELLANEOUS RECOVERIES	185.10	155.58	139.69	146.67

Code No	Account Head	Actuals for 2011-12	Budget Estimate for 2012-13	Revised Estimate for 2012-13	Budget Estimate for 2013-14
1067	INTEREST ON INVESTMENTS	1.17	11.63	112.00	117.60
1068	INTEREST FROM BANK	45.32	34.35	7.59	7.97
1072	I.P.P.(V) - GRANT		179.85	200.00	210.00
1077	RENT ON BUNK STALLS	95.03	93.71	96.69	101.52
1078	GARDEN / PARK - RECEIPTS	1.54	5.86	1.61	1.69
1101	CABLE LAYING FEES	75.18	78.94	1.04	1.09
1200	RECEIPTS FROM SOLID WASTE MANAGEMENT	2.00	7.71	3.00	3.15
1033	RENT ON LEASE OF LAND	157.56	56.72	174.86	183.60
1025	ADVERTISEMENT FEES	15.32	9.99	7.85	8.24
1007	PILGRIM TAX		3.50	4.00	4.20
1090	INCOME FROM BATTERY CAR		6.39	0.24	0.25
	TOTAL	15072.07	14355.23	17356.67	18224.93

APPENDIX – II

REVENUE AND CAPITAL FUND INCOME AND EXPENDITURE

Rs in Lakhs

Code No	Account Head	Actuals for 2011-12	Budget Estimate for 2012-13	Revised Estimate for 2012-13	Budget Estimate for 2013-14
	CAPITAL INCOME				
4014	GRANTS FROM THE GOVERNMENT-MLA CENTRAL	61.09	95.00	22.13	25.00
4014	GRANTS FROM THE GOVERNMENT-MLA EAST	67.34	50.00	3.50	5.00
4014	GRANTS FROM THE GOVERNMENT-MLA WEST	85.89	95.00	11.10	15.00
4014	GRANTS FROM THE GOVERNMENT-MLA SOUTH		95.00	111.17	120.00
4014	GRANTS FROM THE GOVERNMENT-MLA NORTH		95.00	61.62	70.00
4014	GRANTS FROM THE GOVERNMENT-MLA TPK		50.00	16.00	15.00
4014	GRANTS FROM THE GOVERNMENT-(Part II Scheme)		5.00		325.00
4014	GRANTS FROM THE GOVERNMENT-ICDS				61.66
4014	GRANTS FROM THE GOVERNMENT-MP	284.83	90.00	143.84	150.00
4014	GRANTS FROM THE GOVERNMENT-NNT		10.00		
4014	GRANTS FROM THE GOVERNMENT-XIII TH FINANCE COMMISSION	823.82	823.82	1321.34	1321.34
4014	GRANTS FROM THE GOVERNMENT-(Open Defecation)			60.00	
4014	GRANTS FROM THE GOVERNMENT-TOURISM		900.00		

Code No	Account Head	Actuals for 2011-12	Budget Estimate for 2012-13	Revised Estimate for 2012-13	Budget Estimate for 2013-14
4014	GRANTS FROM THE GOVERNMENT- (O&M Gape filling Fund)		14.00	250.00	
4014	GRANTS FROM THE GOVERNMENT- (Plastic Road)		155.00	150.00	150.00
4014	GRANTS FROM THE GOVERNMENT- DTCP				5400.00
4014	GRANTS FROM THE GOVERNMENT- (IUDM)		13908.00	3427.00	1358.00
4014	GRANTS FROM THE GOVERNMENT- (TURIP)		405.18	300.00	3719.00
	TOTAL	1322.97	16791.00	5877.70	12735.00

APPENDIX - II

REVENUE AND CAPITAL FUND INCOME AND EXPENDITURE

Rs in Lakhs

Code No	Account Head	Actuals for 2011-12	Budget Estimate for 2012-13	Revised Estimate for 2012-13	Budget Estimate for 2013-14
	REVENUE EXPENDITURE				
2001	PAY INCLUDING PERSONAL PAY	6677.63	6539.40	6845.34	8059.87
2011	EX-GRATIA BONUS	97.63	92.99	110.00	121.00
2012	TRAVEL EXPENSES	1.30	3.35	1.15	1.27
2013	LEAVE TRAVEL CONCESSION		0.60	1.00	1.10
2014	SUPPLY OF UNIFORMS	1.55	3.37	2.85	3.14
2015	TELEPHONE CHARGES	19.59	23.48	35.24	38.76
2016	LIGHT VEHICLES - MAINTENANCE	5.91	6.93	21.20	23.32
2017	LEGAL EXPENSES	18.27	16.74	30.55	33.61
2018	STATIONERY & PRINTING	75.80	76.84	150.52	165.57
2019	ADVERTISEMENT CHARGES	8.05	14.90	25.89	28.48
2020	OTHER EXPENSES	16.00	20.64	7.24	7.96
2025	CONVEYANCE CHARGES	0.08	0.12	0.15	0.17
2026	COMPUTER OPERATIONAL EXPENSES	14.18	21.45	37.97	41.77

Code No	Account Head	Actuals for 2011-12	Budget Estimate for 2012-13	Revised Estimate for 2012-13	Budget Estimate for 2013-14
2028	BANK CHARGES	1.94	1.19	2.00	2.20
2029	INTEREST ON LOANS	652.09	437.62	630.00	620.00
2031	PENSION (SUPERANNUATION / RETIRING / INVALID ETC./)	2699.35	2828.05	2861.91	3148.10
2032	COMMUTED VALUE OF PENSION	165.39	284.40	192.11	211.32
2033	DEATH-CUM-RETIREMENT GRATUITY	325.87	557.80	418.26	460.09
2034	SPECIAL PROVIDENT FUND - CUM GRATUITY SCHEME - CON	11.70	13.38	14.13	15.54
2035	GROUP INSURANCE SCHEME - MANAGEMENT CONTRIBUTION	15.00	18.20	1.98	2.18
2036	AUDIT FEES	40.00	44.35	45.00	49.50
2039	PENSION CONTRIBUTION	52.00	53.77	55.00	60.50
2043	EXPENDITURE ON FOOD SAMPLING	0.03	12.00	10.00	11.00
2046	BOOKS & PERIODICALS AND MAGAZINES	0.15	0.28	0.03	0.03
2047	POSTAGE AND TELEGRAMS AND FAX CHARGES	0.80	1.25	1.27	1.40
2048	ELECTRICITY CONSUMPTION CHARGES FOR OFFICE BUILDING	74.47	77.72	66.16	72.78
2049	MAINTENANCE OF OFFICE BUILDINGS	5.69	3.45	3.13	3.44
2050	REPAIRS & MAINTENANCE OF OFFICE TOOLS AND PLANTS	7.88	9.67	3.12	3.43
2051	TRAINING PROGRAMME - EXPENSES		0.57	12.46	13.71

Code No	Account Head	Actuals for 2011-12	Budget Estimate for 2012-13	Revised Estimate for 2012-13	Budget Estimate for 2013-14
2053	PENSION AND LEAVE SALARY CONTRIBUTIONS	4.65	6.50	11.92	13.11
2054	CONTRIBUTIONS (TNIUS/AILB TRAINING CENTRE)	5.12	5.00	0.67	0.74
2055	STAFF WELFARE EXPENSES	1.00	0.55	5.00	5.50
2061	SITTING FEES/HONORARIUM FOR THE COUNCILLORS	5.50	9.60	6.62	7.28
2062	COUNCIL DEPARTMENT - TRAVEL EXPENSES		4.00	10.00	11.00
2063	EXPENSES ON HOSPITALITY / ENTERTAINMENT	6.15	5.06	8.46	9.31
2064	EXPENSES ON OPENING CEREMONIES	7.51	9.40	10.00	11.00
2065	ELECTION EXPENSES	60.22		8.77	9.65
2070	HEAVY VEHICLES - MAINTENANCE	415.38	605.76	744.18	818.60
2071	REPAIRS & MAINTENANCE - ROADS AND PAVEMENTS CONCRETE	4.48	2.91	10.00	11.00
2072	REPAIRS & MAINTENANCE - ROADS AND PAVEMENTS - BLACK TOPPED	0.50	3.29	15.00	16.50
2072	REPAIRS & MAINTENANCE - ROADS AND PAVEMENTS - OTHERS	0.60	5.00	15.00	16.50
2073	REPAIRS & MAINTENANCE - BUILDINGS	19.75	18.41	50.00	55.00
2075	REPAIRS & MAINTENANCE - BRIDGES & FLYOVERS	2.00	10.00	10.00	11.00
2076	REPAIRS & MAINTENANCE - STORM WATER DRAINS, OPEN DRAIN	117.03	134.11	120.00	132.00
2077	REPAIRS & MAINTENANCE, INSTRUMENTS - PLANT & MACHINERY	5.00	10.00	50.00	55.00

Code No	Account Head	Actuals for 2011-12	Budget Estimate for 2012-13	Revised Estimate for 2012-13	Budget Estimate for 2013-14
2084	MAINTENANCE OF GARDENS/PARKS	14.59	10.40	25.00	27.50
2088	POWER CHARGES FOR STREET LIGHTS	3.60	360.00	127.88	140.67
2089	MAINTENANCE EXPENSES FOR STREET LIGHTS	96.04	680.00	177.95	195.75
2090	WAGES	536.85	439.49	1244.25	1368.68
2095	SURVEY CHARGES	1.29	50.00	50.00	55.00
2100	SANITARY / CONSERVANCY EXPENSES	229.35	240.09	385.55	424.11
2101	EXPENSES ON SANITARY MATERIALS (LIME / PLEECHING POWDER/EQUIPE)	40.04	74.64	100.25	110.28
2103	FAIRS & FESTIVALS/EXIBITION EXPENSES	0.08	0.11	20.00	22.00
2106	ANTI - FILARIA / ANTI MALARIA OPERATIONS(INSECTICIDES)	6.26	6.63	50.00	55.00
2107	COST OF MEDICINES	112.00	94.00	150.00	165.00
2109	HOSPITAL EXPENSES OTHER THAN MEDICINES	5.08	6.54	50.00	55.00
2123	MAINTENANCE OF KALYANA MANDAPAMS / COMMUNITY HALLS	5.00	10.00	15.00	16.50
	TOTAL	12693.42	13965.99	15057.16	17019.88

APPENDIX - II

REVENUE AND CAPITAL FUND INCOME AND EXPENDITURE

Rs in Lakhs

Code No	Account Head	Actuals for 2011-12	Budget Estimate for 2012-13	Revised Estimate for 2012-13	Budget Estimate for 2013-14
	CAPITAL EXPENDITURE				
3102	BUILDINGS	1367.14	614.00	1149.75	3046.66
3104	BRIDGES				3200.00
3105	OPEN DRAINS	37.92	5.00	174.77	
3106	HEAVY VEHICLES - GROSS BLOCK		2970.08		508.00
3108	OTYHER VEHICLES - GROSS BLOCK		68.00	38.98	
3109	FURNITURE, FIXTURES AND OFFICE EQUIPMENTS ,PARK EQUIPMENTS GROSS	44.31	1365.00	185.55	490.00
3110	ELECTRICAL INSTALLATIONS - LAMPS - LIGHT FITTINGS	127.89	1661.00	278.91	936.00
3112	PLANT AND MACHINERY	61.51			
3113	ROADS AND PAVEMENTS - CONCRETE - GROSS BLOCK	1186.73	1128.80	1116.71	681.00
3114	ROADS AND PAVEMENTS - BLOCK TOPPED - GROSS BLOCK	2606.92	7606.43	4942.39	3156.00
3115	ROADS AND PAVEMENTS - OTHERS - GROSS BLOCK	324.83	1373.95	717.48	1682.00
3121	ZONE DEVELOPMENT FUND		240.00	240.00	240.00
3121	MAYOR FUND		50.00	50.00	50.00

Code No	Account Head	Actuals for 2011-12	Budget Estimate for 2012-13	Revised Estimate for 2012-13	Budget Estimate for 2013-14
3121	COUNCILORS FUND		500.00	500.00	1000.00
	Total	5757.25	17582.26	9394.54	14989.66
	LOAN REPAYMENTS & OTHERS				
4006	LOAN FROM TUFIDCO	151.01	50.15	151.01	151.01
4007	LOAN FROM TUFICIL	237.92	963.86	237.92	237.92
	TOTAL	388.93	1014.01	388.93	388.93
	GRAND TOTAL	6146.18	18596.27	9783.47	15378.59

APPENDIX - II

WATER SUPPLY & DRAINAGE FUND INCOME AND EXPENDITURE

Rs in Lakhs

Code No	Account Head	Actuals for 2011-12	Budget Estimate for 2012-13	Revised Estimate for 2012-13	Budget Estimate for 2013-14
	REVENUE INCOME				
1002	WATER SUPPLY & DRAINAGE TAX COMPONENT	1867.42	1808.07	2133.84	2240.53
1033	RENT ON LEASE OF LANDS	30.39	31.92	31.92	33.52
1038	RENT ON BUILDINGS	0.18	12.00	0.10	0.11
1044	OTHER FEES	0.16	0.16	0.34	0.36
1045	OTHER INCOME	2.73	2.75	5.58	5.86
1066	MISCELLANEOUS RECOVERIES	8.54	10.28	8.52	8.95
1068	INTEREST FROM BANK	1.77	1.08	1.80	1.89
1081	INITIAL AMOUNT FOR NEW WATER SUPPLY CONNECTIONS	98.00	86.74	134.01	140.71
1082	WATER SUPPLY / DRAINAGE CONNECTION CHARGES	4.93	4.92	7.49	7.86
1083	METERED/TAB RATE WATER CHARGES	576.84	550.40	1094.00	1148.70
1084	CHARGES FOR WATER SUPPLY THROUGH LORRIES	3.48	3.58	5.10	5.36
1085	SEPTIC TANK CLEANING CHARGES	1.97	2.08	2.05	2.15
1086	SEWERAGE CONNECTION CHARGES	16.55	9.41	19.03	19.98
1301	DRAINAGE MAINTENANCE CHARGES	1605.08	1681.97	1641.20	1723.26
1303	DRAINAGE DEPOSIT	300.95	30.05	403.98	424.18
1053	DEVOLUTION FUND	321.09	206.83	321.09	321.09
	TOTAL	4840.08	4442.25	5810.05	6084.50

APPENDIX - II

2. WATER SUPPLY & DRAINAGE FUND INCOME AND EXPENDITURE

Rs in Lakhs

Code No	Account Head	Actuals for 2011-12	Budget Estimate for 2012-13	Revised Estimate for 2012-13	Budget Estimate for 2013-14
	CAPITAL INCOME				
4014	GRANTS FROM THE GOVERNMENT- MLA WEST	5.00	5.00	5.00	5.00
4014	GRANTS FROM THE GOVERNMENT- MLA EAST	5.00	5.00	5.00	5.00
4014	GRANTS FROM THE GOVERNMENT- MLA CENTRAL	5.00	5.00	5.00	5.00
4014	GRANTS FROM THE GOVERNMENT- MLA SOUTH	5.00	5.00	5.00	5.00
4014	GRANTS FROM THE GOVERNMENT- MLA NORTH	5.00	5.00	5.00	5.00
4014	GRANTS FROM THE GOVERNMENT- MP	40.00	30.00	50.00	60.00
4014	GRANTS FROM THE GOVERNMENT- WS AGUMENTATION				100.00
4014	GRANTS FROM THE GOVERNMENT-OPERATION AND MAINTENANCE				90.00
4014	GRANTS FROM THE GOVERNMENT- IUDM				4380.00
	TOTAL	65.00	55.00	75.00	4655.00

APPENDIX - II

2. WATER SUPPLY & DRAINAGE FUND INCOME AND EXPENDITURE

Rs in Lakhs

Code No	Account Head	Actuals for 2011-12	Budget Estimate for 2012-13	Revised Estimate for 2012-13	Budget Estimate for 2013-14
	REVENUE EXPENDITURE				
2001	PAY INCLUDING PERSONAL PAY	964.26	1045.75	909.57	1000.53
2012	TRAVEL EXPENSES	0.30	5.00	0.29	0.32
2013	LEAVE TRAVEL CONCESSION		5.00	5.00	5.50
2014	SUPPLY OF UNIFORMS	0.20	0.25	30.00	33.00
2015	TELEPHONE CHARGES	0.71	0.69	1.00	1.10
2016	LIGHT VEHICLES - MAINTENANCE	5.00	6.00	8.00	8.80
2017	LEGAL EXPENSES	5.00	5.00	5.00	5.50
2018	STATIONERY & PRINTING	12.00	0.63	16.32	17.95
2019	ADVERTISEMENT CHARGES	0.75	0.38	0.80	0.88
2020	OTHER EXPENSES	2.41	3.03	3.00	3.30
2028	BANK CHARGES	0.14	0.06	20.00	22.00
2029	INTEREST ON LOANS (TNUDF & TUFIDCO LOAN)	280.51	229.23	280.51	280.51
2031	PENSION (SUPERANNUATION / RETIRING / INVALID ETC./	583.62	672.50	704.39	774.83
2032	COMMUTED VALUE OF PENSION	38.01	43.75	11.44	12.58
2033	DEATH-CUM-RETIREMENT GRATUITY	97.74	109.50	49.89	54.88
2034	SPECIAL PROVIDENT FUND - CUM GRATUITY SCHEME - CON	0.16	1.00	2.27	2.50
2035	GROUP INSURANCE SCHEME - MANAGEMENT CONTRIBUTION	3.00	2.54	3.50	3.85

Code No	Account Head	Actuals for 2011-12	Budget Estimate for 2012-13	Revised Estimate for 2012-13	Budget Estimate for 2013-14
2048	ELECTRICITY CONSUMPTION CHARGES FOR OFFICE BUILDING	20.27	0.05	91.77	100.95
2053	PENSION AND LEAVE SALARY CONTRIBUTIONS	2.00	1.50	3.00	3.30
2070	HEAVY VEHICLES - MAINTENANCE	2.99	3.76	1.16	1.28
2086	POWER CHARGES - DRAINAGE, SEWERAGE SYSTEM	339.46	347.21	435.36	478.90
2087	POWER CHARGES - HEAD WORKS PUMPING STATIONS	70.08	115.31	191.32	210.45
2090	WAGES	52.35	58.78	29.05	31.96
2125	MAINTENANCE CHARGES - WATER SUPPLY SYSTEMS	136.75	256.36	299.55	329.51
2129	MAINTENANCE CHARGES - TWAD BOARD, METRO WATER / WATER CESS TO TAMIL NADU POLLUTION CONTROL BOARD	12.84	59.74	24.86	27.35
2130	HIRE CHARGES FOR SUPPLY OF WATER THROUGH PRIVATE LORRY	95.46	96.97	146.78	161.46
2125-1	MAINTENANCE CHARGES - DRAINAGE, SEWERAGE SYSTEM	129.99		131.79	144.97
	TOTAL	2856.00	3069.99	3405.62	3718.13

APPENDIX - II

2. WATER SUPPLY & DRAINAGE FUND INCOME AND EXPENDITURE

RS IN LAKHS

Code No	Account Head	Actuals for 2011-12	Budget Estimate for 2012-13	Revised Estimate for 2012-13	Budget Estimate for 2013-14
	CAPITAL EXPENDITURE				
3102	BUILDINGS EXCLUSIVE FOR WATER SUPPLY / SEWERGAE SCHEME	0.98	1.24	6.93	15.00
3112	PLANT AND MACHINERY		4.19	10.00	50.00
3118	PUBLIC FOUNTAIN	4.30	5.42	20.00	25.00
3132	HEAD WORKS - OHT WORKS.,	328.14	345.73	519.60	4470.00
3133	DRINAGE AND SEWERAGE PIPES CONDUITS CHANNELS ETC	240.16	187.41	451.66	2000.00
3134	GROUND WATER WELLS / BOREWELLS	152.24	310.00	56.34	85.00
	TOTAL	725.82	853.99	1064.53	6645.00
	LOAN REPAYMENTS & OTHERS				
4006	LOAN FROM TUFIDCO	40.58	299.08	40.58	290.58
	TOTAL	40.58	299.08	40.58	290.58
	GRAND TOTAL	766.40	1153.07	1105.11	6935.58